



Кыргыз – Түрк «Манас» университетинин акыркы 6 жылга (2011-2016) карата илимий макалаларынын анализи туралуу отчету

Kırğızistan-Türkiye Manas Üniversitesi'nin Son 6 Yıla (2011-2016) Göre Bilimsel Yayınlarının Analiz Raporu

2017



- Отчет Clarivate Analytics (Thomson Reuters) компаниясынын «InCites» системасынан алынды;
- InCites – жергиликтүү жана чет өлкөлүк билим берүү жана мамлекеттик мекемелердин өнүгүү анализин кылган бир курал болуп саналат;
- Rapor Clarivate Analytics (Thomson Reuters) Şirketinin «InCites» Sisteminden Alındı;
- InCites, Yurtiçi ve Yurtdışında Eğitim ve Devlet Kurumları için performans analizini yapan bir araçtır;




- InCites, бардык маалыматтарды Web of Science Core Collection маалымат базасынан алат жана бул базадагы профили түзүлгөн мекемелердин гана анализин чыгарат;
- Бул анализ Web of Science Core Collection маалымат базасындагы 2017-жылдын 30-сентябрдагы маалыматына карата жасалды.
- InCites, tüm bilgileri Web of Science Core Collection veri tabanından alır ve sadece Profili olan Kurumların analizini yapar;
- Bu analiz Web of Science Core Collection veri tabanının 30 Eylül 2017 tarihindeki bilgilerine göre yapıldı.



2011-2016 жылдарга карата Кыргыз – Түрк «Манас»
университетинин илимий макалаларынын абалы

2011-2016 Yıllara Göre Kırgızistan-Türkiye Manas Üniversitesinin Bilimsel Yayınlarının Durumu

Time Period

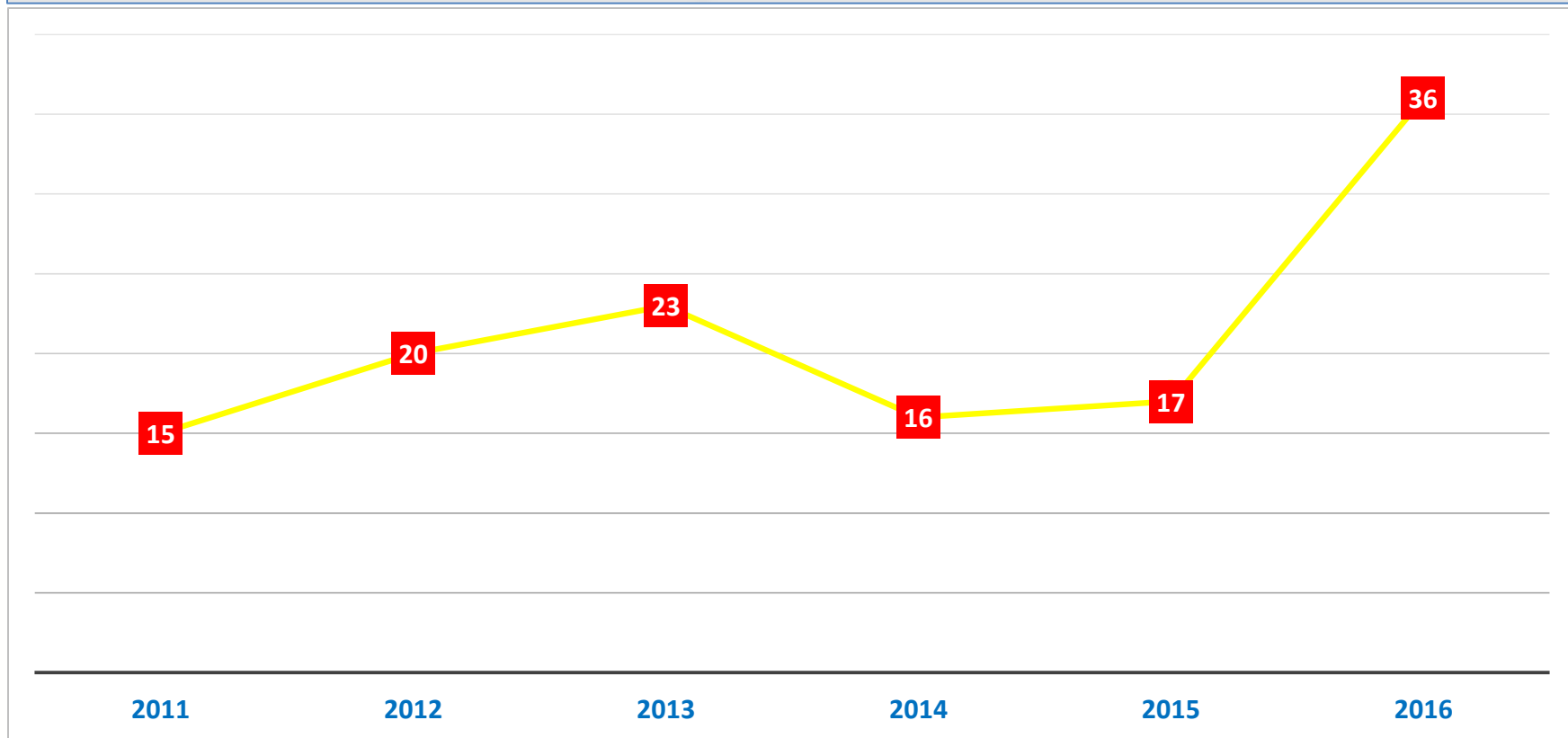


Min: 2011 Max: 2016



Илимий макала санына карата жалпы маалымат / Bilimsel Yayın Sayısına Göre Genel Bilgi

Name	Rank	Web of Science Documents	Times Cited	Category Normalized Citation Impact	% Docs Cited
Kyrgyz Turkish Manas University	1	127	582	0.5	52.76%



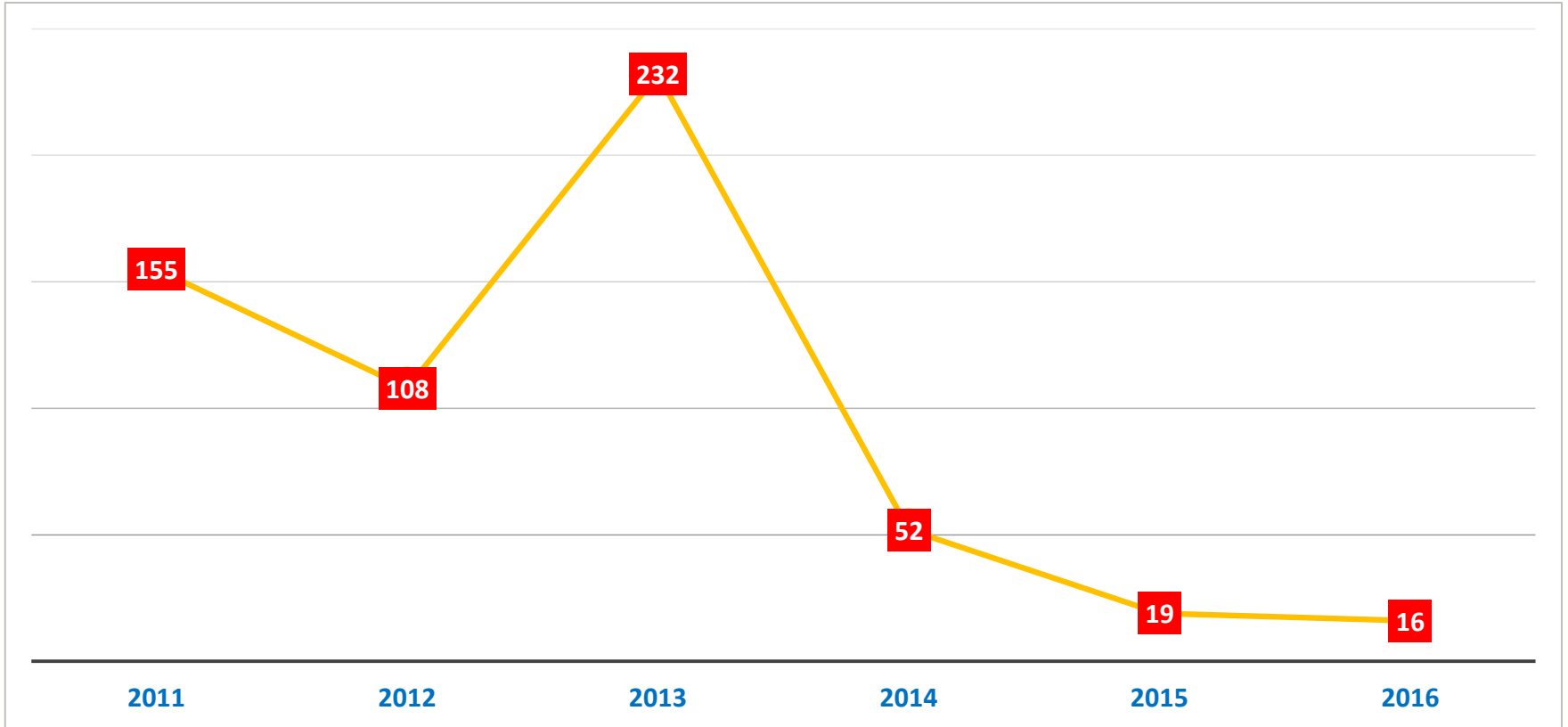
■ Kyrgyz Turkish Manas Univ...

Indicators: Web of Science Documents. **Organization Name:** Kyrgyz Turkish Manas University. **Organization Type:** Academic. **Time Period:** 2011-2016
InCites dataset updated Nov 18, 2017. Includes Web of Science content indexed through Sep 30, 2017. Export Date: Nov 20, 2017.



Шилтеме санына карата жалпы маалымат / Atıf Sayısına Göre Genel Bilgi

Name	Rank	Web of Science Documents	Times Cited	Category Normalized Citation Impact	% Docs Cited
Kyrgyz Turkish Manas University	1	127	582	0.5	52.76%



■ Kyrgyz Turkish Manas Univ...

Indicators: Times Cited. **Organization Name:** Kyrgyz Turkish Manas University. **Organization Type:** Academic. **Time Period:** 2011-2016
InCites dataset updated Nov 18, 2017. Includes Web of Science content indexed through Sep 30, 2017. Export Date: Nov 20, 2017.



Web of Science


Изилдөө тармагы боюнча анализ

Web of Science

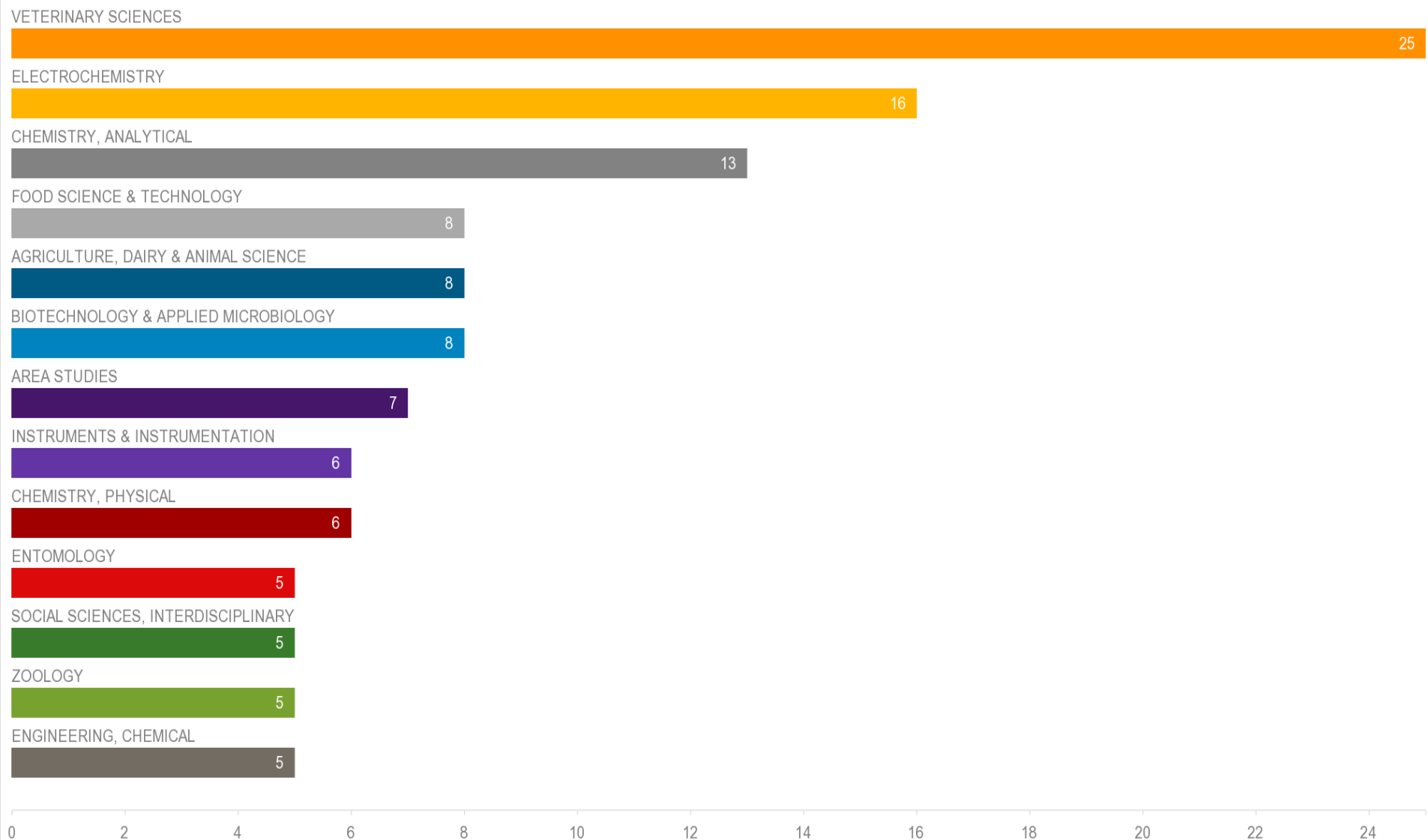
Araştırma Alanına Göre Analiz



Макала санына карата / Yayın Sayısına Göre

	Name	Rank	▼ Web of Science Documents	Times Cited	Category Normalized Citation Impact
<input type="checkbox"/>	▶ VETERINARY SCIENCES	1	25	16	0.21
<input type="checkbox"/>	▶ ELECTROCHEMISTRY	2	16	351	1.74
<input type="checkbox"/>	▶ CHEMISTRY, ANALYTICAL	3	13	290	1.74
<input type="checkbox"/>	▶ FOOD SCIENCE & TECHNOLOGY	4	8	44	0.54
<input type="checkbox"/>	▶ AGRICULTURE, DAIRY & ANIMAL SCIENCE	4	8	14	0.29
<input type="checkbox"/>	▶ BIOTECHNOLOGY & APPLIED MICROBIOLOGY	4	8	73	0.61
<input type="checkbox"/>	▶ AREA STUDIES	7	7	0	0
<input type="checkbox"/>	▶ INSTRUMENTS & INSTRUMENTATION	8	6	124	1.75
<input type="checkbox"/>	▶ CHEMISTRY, PHYSICAL	8	6	61	0.86
<input type="checkbox"/>	▶ ENTOMOLOGY	10	5	1	0.18
<input type="checkbox"/>	▶ SOCIAL SCIENCES, INTERDISCIPLINARY	10	5	0	0
<input type="checkbox"/>	▶ ZOOLOGY	10	5	2	0.07
<input type="checkbox"/>	▶ ENGINEERING, CHEMICAL	10	5	19	0.47
<input type="checkbox"/>	▶ CHEMISTRY, MULTIDISCIPLINARY	14	4	11	0.13
<input type="checkbox"/>	▶ ENVIRONMENTAL SCIENCES	14	4	10	0.22





Indicators: Web of Science Documents. **Schema:**Web of Science.**Organization Name:**Kyrgyz Turkish Manas University.**Time Period:**2011-2016

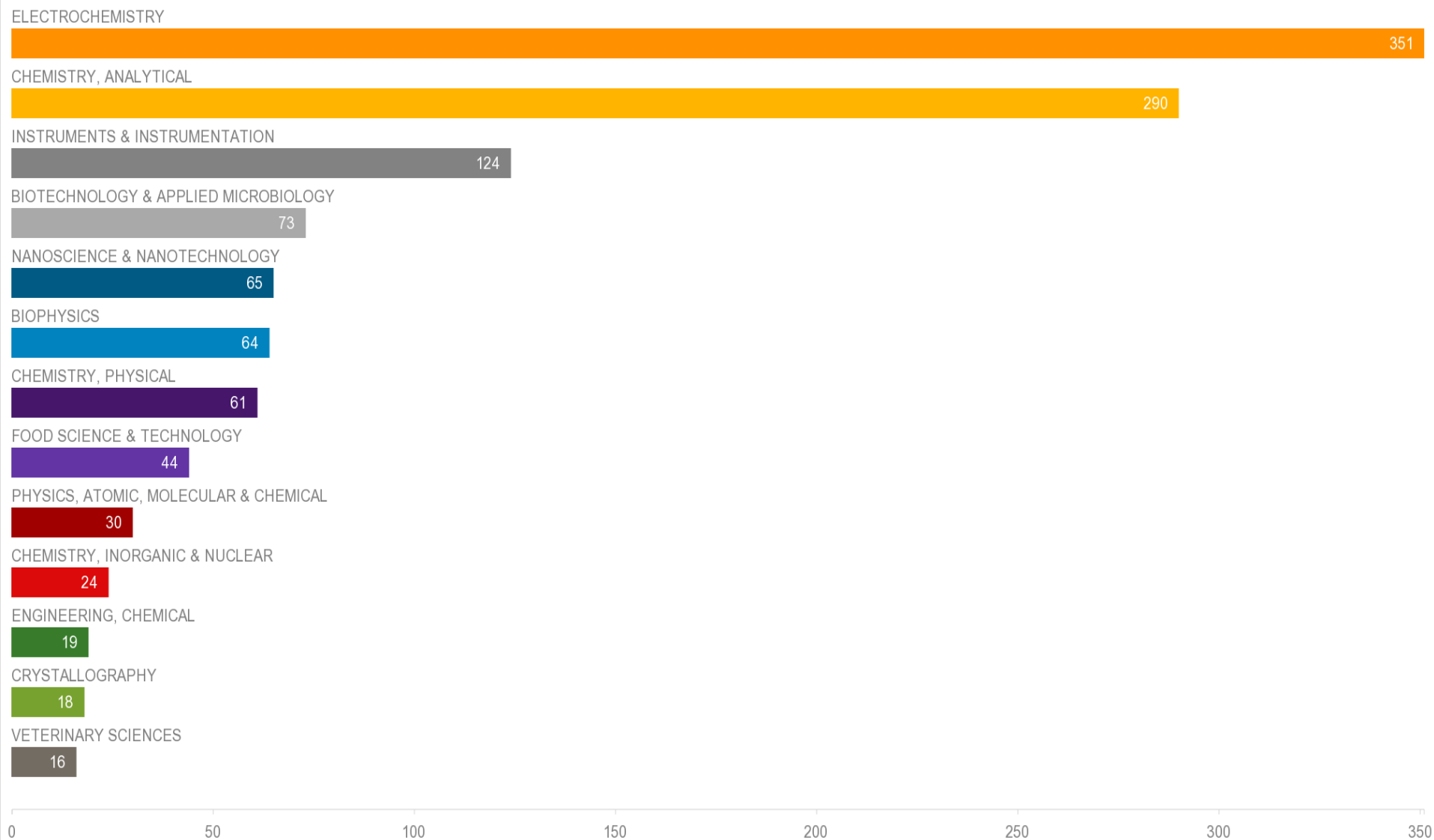
InCites dataset updated Nov 18, 2017. Includes Web of Science content indexed through Sep 30, 2017. Export Date: Nov 20, 2017.



Шилтеме санына карата / Atıf Sayısına Göre

Name	Rank	Web of Science Documents	▼ Times Cited	Category Normalized Citation Impact
<input type="checkbox"/> ▶ ELECTROCHEMISTRY	1	16	351	1.74
<input type="checkbox"/> ▶ CHEMISTRY, ANALYTICAL	2	13	290	1.74
<input type="checkbox"/> ▶ INSTRUMENTS & INSTRUMENTATION	3	6	124	1.75
<input type="checkbox"/> ▶ BIOTECHNOLOGY & APPLIED MICROBIOLOGY	4	8	73	0.61
<input type="checkbox"/> ▶ NANOSCIENCE & NANOTECHNOLOGY	5	2	65	1.78
<input type="checkbox"/> ▶ BIOPHYSICS	6	1	64	3.52
<input type="checkbox"/> ▶ CHEMISTRY, PHYSICAL	7	6	61	0.86
<input type="checkbox"/> ▶ FOOD SCIENCE & TECHNOLOGY	8	8	44	0.54
<input type="checkbox"/> ▶ PHYSICS, ATOMIC, MOLECULAR & CHEMICAL	9	2	30	1.39
<input type="checkbox"/> ▶ CHEMISTRY, INORGANIC & NUCLEAR	10	2	24	1.47
<input type="checkbox"/> ▶ ENGINEERING, CHEMICAL	11	5	19	0.47
<input type="checkbox"/> ▶ CRYSTALLOGRAPHY	12	1	18	1.85
<input type="checkbox"/> ▶ VETERINARY SCIENCES	13	25	16	0.21
<input type="checkbox"/> ▶ AGRICULTURE, DAIRY & ANIMAL SCIENCE	14	8	14	0.29
<input type="checkbox"/> ▶ CHEMISTRY, MULTIDISCIPLINARY	15	4	11	0.13





Indicators: Times Cited. **Schema:** Web of Science. **Organization Name:** Kyrgyz Turkish Manas University. **Time Period:** 2011-2016

InCites dataset updated Nov 18, 2017. Includes Web of Science content indexed through Sep 30, 2017. Export Date: Nov 20, 2017.




Essential Sciences Indicator
Негизги изилдөө тармагы
боюнча анализ

Essential Sciences Indicator
Genel Arařtırma Alanına
Göre Analiz



Макала санына карата / Yayın Sayısına Göre

	Name	Rank	▼ Web of Science Documents	Times Cited	Category Normalized Citation Impact
<input type="checkbox"/>	▶ Plant & Animal Science	1	37	31	0.14
<input type="checkbox"/>	▶ Chemistry	2	29	464	1.21
<input type="checkbox"/>	▶ Agricultural Sciences	3	12	38	0.44
<input type="checkbox"/>	▶ Social Sciences, general	4	10	4	0.31
<input type="checkbox"/>	▶ Biology & Biochemistry	5	7	9	0.18
<input type="checkbox"/>	▶ Engineering	6	5	11	0.41
<input type="checkbox"/>	▶ Physics	7	4	6	0.12
<input type="checkbox"/>	▶ Environment/Ecology	8	3	10	0.3
<input type="checkbox"/>	▶ Mathematics	9	2	3	0.85
<input type="checkbox"/>	▶ Psychiatry/Psychology	10	1	3	2.09
<input type="checkbox"/>	▶ <u>Microbiology</u>	10	1	1	0.43
<input type="checkbox"/>	▶ Materials Science	10	1	1	0.06
<input type="checkbox"/>	▶ Clinical Medicine	10	1	1	0.08






Indicators: Web of Science Documents. **Schema:** Essential Science Indicators. **Organization Name:** Kyrgyz Turkish Manas University. **Time Period:** 2011-2016
InCites dataset updated Nov 18, 2017. Includes Web of Science content indexed through Sep 30, 2017. Export Date: Nov 20, 2017.



Шилтеме санына карата / Atif Sayısına Göre

	Name	Rank	Web of Science Documents	▼ Times Cited	Category Normalized Citation Impact
<input type="checkbox"/>	▶ Chemistry	1	29	464	1.21
<input type="checkbox"/>	▶ Agricultural Sciences	2	12	38	0.44
<input type="checkbox"/>	▶ Plant & Animal Science	3	37	31	0.14
<input type="checkbox"/>	▶ Engineering	4	5	11	0.41
<input type="checkbox"/>	▶ Environment/Ecology	5	3	10	0.3
<input type="checkbox"/>	▶ Biology & Biochemistry	6	7	9	0.18
<input type="checkbox"/>	▶ Physics	7	4	6	0.12
<input type="checkbox"/>	▶ Social Sciences, general	8	10	4	0.31
<input type="checkbox"/>	▶ Psychiatry/Psychology	9	1	3	2.09
<input type="checkbox"/>	▶ Mathematics	9	2	3	0.85
<input type="checkbox"/>	▶ Microbiology	11	1	1	0.43
<input type="checkbox"/>	▶ Materials Science	11	1	1	0.06
<input type="checkbox"/>	▶ Clinical Medicine	11	1	1	0.08





Indicators: Times Cited. **Schema:** Essential Science Indicators. **Organization Name:** Kyrgyz Turkish Manas University. **Time Period:** 2011-2016

InCites dataset updated Nov 18, 2017. Includes Web of Science content indexed through Sep 30, 2017. Export Date: Nov 20, 2017.



Авторлор
боюнча анализ

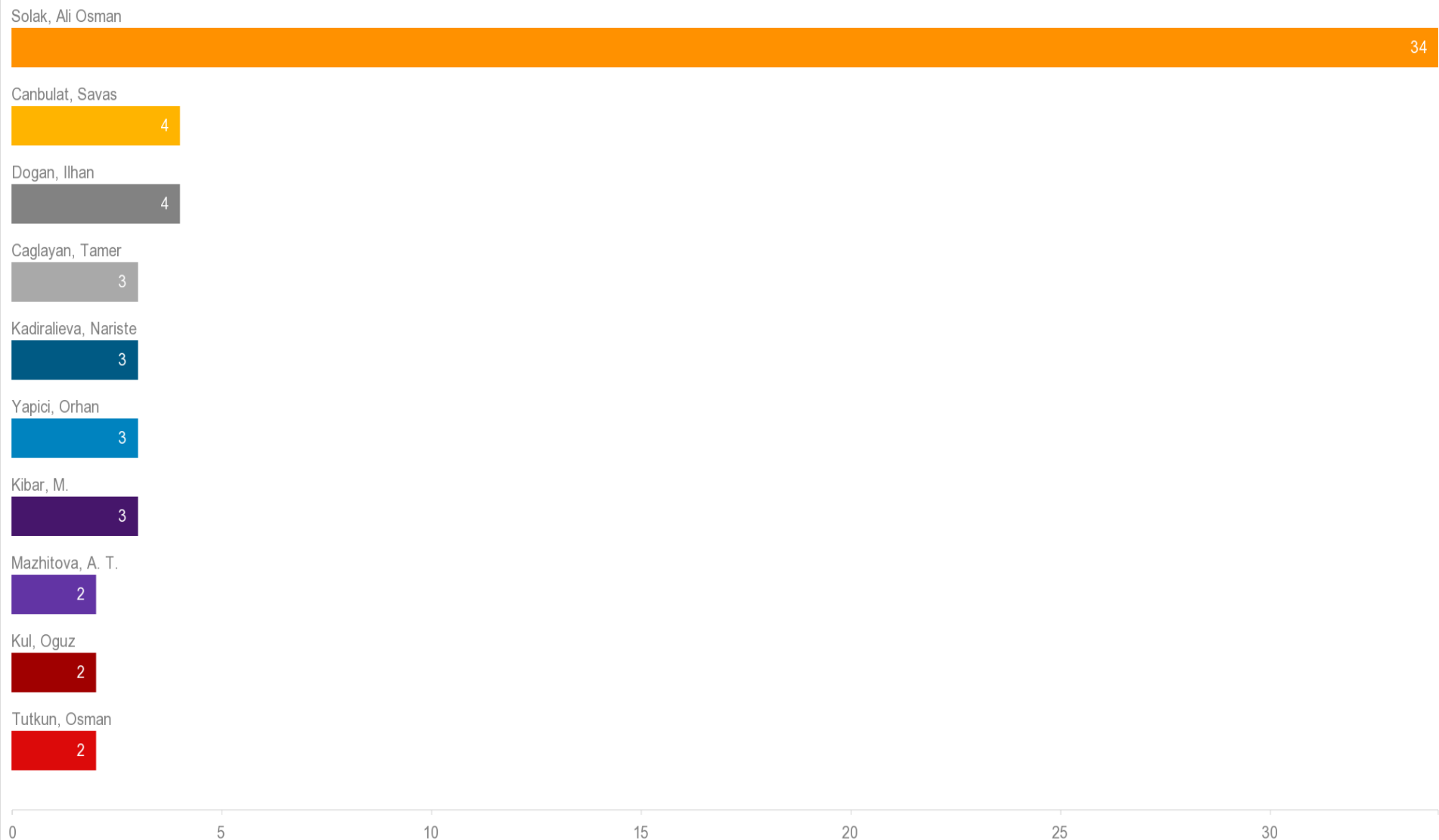
Yazarlara
Göre Analiz



Макала санына карата / Yayın Sayısına Göre

Name	Rank	Affiliation	▼ Web of Science Documents	Times Cited	Category Normalized Citation Impact
▶ Solak, Ali Osman	1	Kyrgyz Turkish Manas University	34	480	1.13
▶ Canbulat, Savas	2	Kyrgyz Turkish Manas University	4	1	0.04
▶ Dogan, Ilhan	2	Kyrgyz Turkish Manas University	4	3	0.21
▶ Caglayan, Tamer	4	Kyrgyz Turkish Manas University	3	2	0.18
▶ Kadiralieva, Nariste	4	Kyrgyz Turkish Manas University	3	2	0.14
▶ Yapici, Orhan	4	Kyrgyz Turkish Manas University	3	4	0.37
▶ Kibar, M.	4	Kyrgyz Turkish Manas University	3	1	0.1
▶ Mazhitova, A. T.	8	Kyrgyz Turkish Manas University	2	0	0
▶ Kul, Oguz	8	Kyrgyz Turkish Manas University	2	3	0.19
▶ Tutkun, Osman	8	Kyrgyz Turkish Manas University	2	3	0.64
▶ Kibar, Murat	8	Kyrgyz Turkish Manas University	2	0	0
▶ Kisadere, I.	8	Kyrgyz Turkish Manas University	2	12	0.85
▶ Severoglu, Z.	8	Kyrgyz Turkish Manas University	2	10	0.43
▶ Borkoev, Bakyt	8	Kyrgyz Turkish Manas University	2	1	0.13
▶ Ilicali, Coskan	8	Kyrgyz Turkish Manas University	2	5	0.22
▶ Aldayarov, Nurbek	8	Kyrgyz Turkish Manas University	2	1	0.2





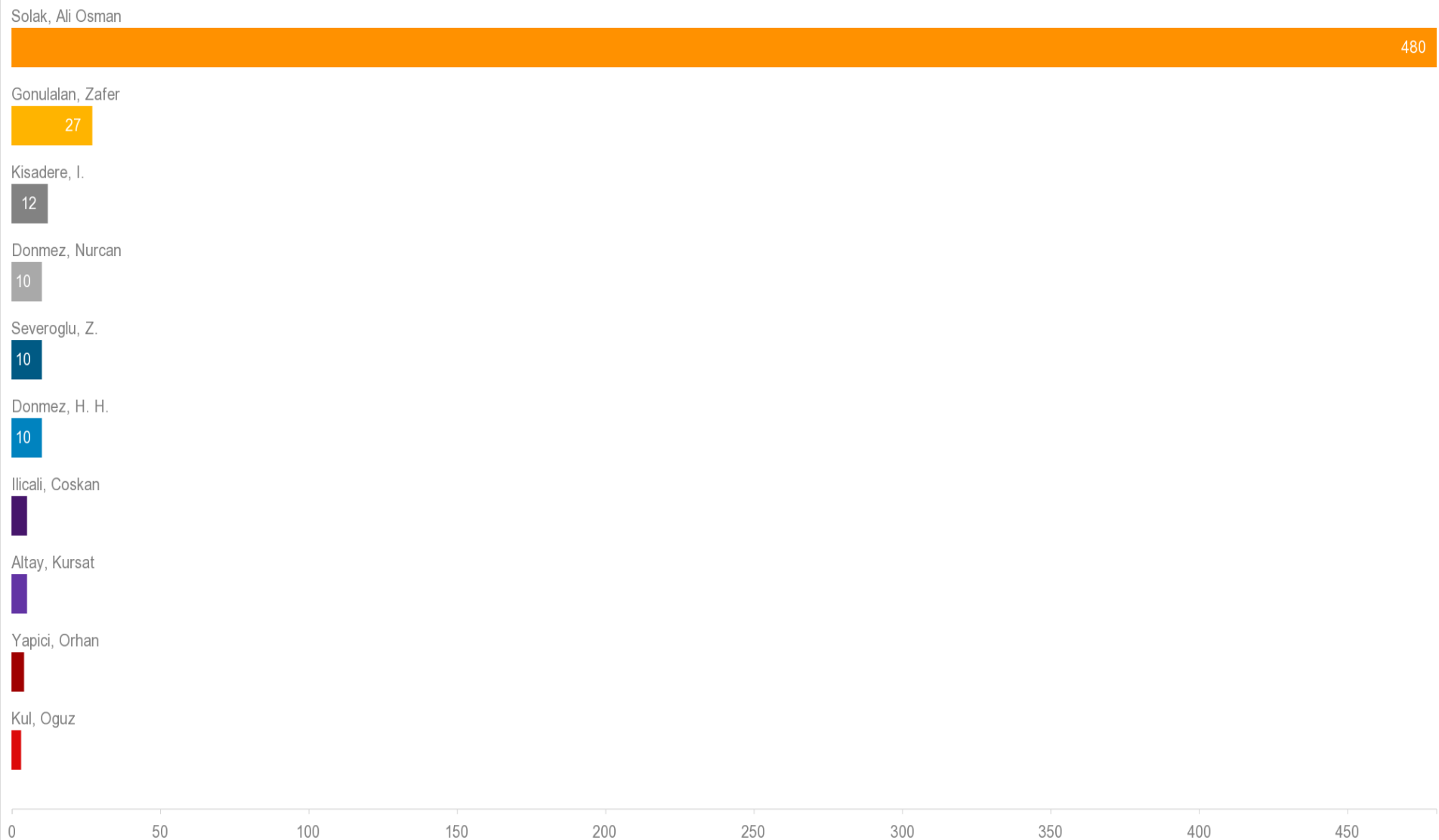
Indicators: Web of Science Documents. **Person Name or ID:** NOT Mirrakhimov, Erkin M.. **Affiliated Organization:** Kyrgyz Turkish Manas University. **Location:** KYRGYZSTAN. **Time Period:** 2011-2016
InCites dataset updated Nov 18, 2017. Includes Web of Science content indexed through Sep 30, 2017. Export Date: Nov 20, 2017.



Шилтеме санына карата / Atıf Sayısına Göre

	Name	Rank	Affiliation	Web of Science Documents	▼ Times Cited	Category Normalized Citation Impact
<input type="checkbox"/>	▶ Solak, Ali Osman	1	Kyrgyz Turkish Manas University	34	480	1.13
<input type="checkbox"/>	▶ Gonulalan, Zafer	2	Kyrgyz Turkish Manas University	1	27	2.25
<input type="checkbox"/>	▶ Kisadere, I.	3	Kyrgyz Turkish Manas University	2	12	0.85
<input type="checkbox"/>	▶ Donmez, Nurcan	4	Kyrgyz Turkish Manas University	1	10	1.51
<input type="checkbox"/>	▶ Severoglu, Z.	4	Kyrgyz Turkish Manas University	2	10	0.43
<input type="checkbox"/>	▶ Donmez, H. H.	4	Kyrgyz Turkish Manas University	1	10	1.51
<input type="checkbox"/>	▶ Ilicali, Coskan	7	Kyrgyz Turkish Manas University	2	5	0.22
<input type="checkbox"/>	▶ Altay, Kursat	7	Kyrgyz Turkish Manas University	1	5	1.53
<input type="checkbox"/>	▶ Yapici, Orhan	9	Kyrgyz Turkish Manas University	3	4	0.37
<input type="checkbox"/>	▶ Kul, Oguz	10	Kyrgyz Turkish Manas University	2	3	0.19
<input type="checkbox"/>	▶ Tutkun, Osman	10	Kyrgyz Turkish Manas University	2	3	0.64
<input type="checkbox"/>	▶ Dundar, Hakan	10	Kyrgyz Turkish Manas University	1	3	2.21
<input type="checkbox"/>	▶ Ilbas, Ali Irfan	10	Kyrgyz Turkish Manas University	1	3	0.67
<input type="checkbox"/>	▶ Dogan, Ilhan	10	Kyrgyz Turkish Manas University	4	3	0.21
<input type="checkbox"/>	▶ Asanov, A.	15	Kyrgyz Turkish Manas University	1	2	0.43
<input type="checkbox"/>	▶ Caglayan, Tamer	15	Kyrgyz Turkish Manas University	3	2	0.18
<input type="checkbox"/>	▶ Kurmanbekova, Gulbubu	15	Kyrgyz Turkish Manas University	1	2	0.38





Indicators: Times Cited. **Person Name or ID:**NOT Mirrahimov, Erkin M.. **Affiliated Organization:**Kyrgyz Turkish Manas University. **Location:**KYRGYZSTAN. **Time Period:**2011-2016

InCites dataset updated Nov 18, 2017. Includes Web of Science content indexed through Sep 30, 2017. Export Date: Nov 20, 2017.




Макала жазууда партнёрлук кылган мекемелер

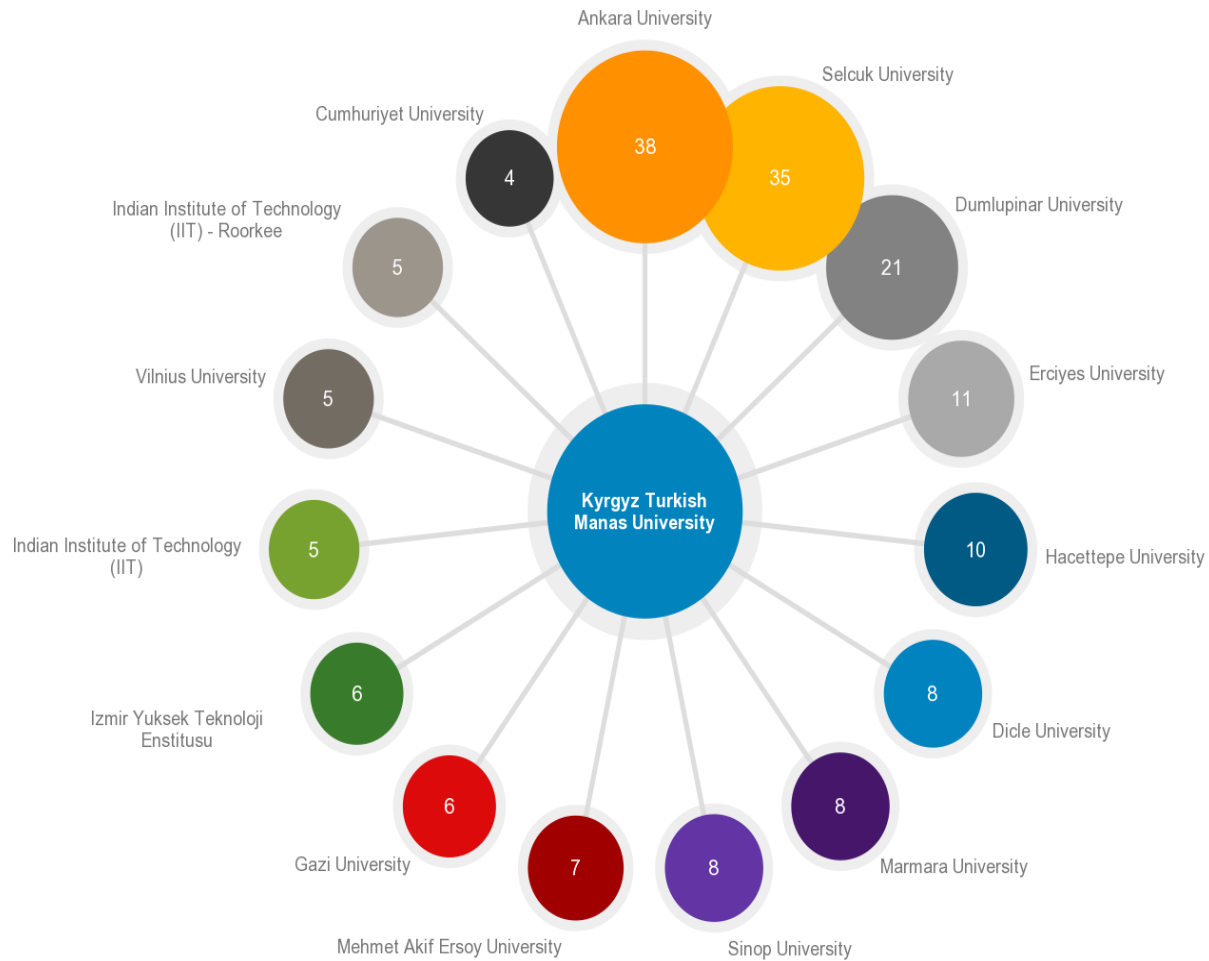
Bilimsel Yayın Yazarken Partnerlik Yapan Kurumlar



Макала санына карата / Yayın Sayısına Göre

	Name	Rank	▼ Web of Science Documents	Times Cited	Category Normalized Citation Impact
<input type="checkbox"/>	▶ Ankara University	1	38	485	1.04
<input type="checkbox"/>	▶ Selcuk University	2	35	202	0.52
<input type="checkbox"/>	▶ Dumlupinar University	3	21	314	1.24
<input type="checkbox"/>	▶ Erciyes University	4	11	45	0.45
<input type="checkbox"/>	▶ Hacettepe University	5	10	253	2.11
<input type="checkbox"/>	▶ Dicle University	6	8	25	0.29
<input type="checkbox"/>	▶ Marmara University	6	8	13	0.21
<input type="checkbox"/>	▶ Sinop University	6	8	262	2.72
<input type="checkbox"/>	▶ Mehmet Akif Ersoy University	9	7	9	0.35
<input type="checkbox"/>	▶ Gazi University	10	6	31	0.76
<input type="checkbox"/>	▶ Izmir Yuksek Teknoloji Enstitusu	10	6	3	0.14
<input type="checkbox"/>	▶ Indian Institute of Technology (IIT)	12	5	144	2.41
<input type="checkbox"/>	▶ Vilnius University	12	5	118	1.56
<input type="checkbox"/>	▶ Indian Institute of Technology (IIT) - Roorkee	12	5	144	2.41
<input type="checkbox"/>	▶ Cumhuriyet University	15	4	17	0.86
<input type="checkbox"/>	▶ Kirikkale University	15	4	7	0.68
		15	4	3	0.32






Indicators: Web of Science Documents. **Organization Type:**Academic.**Collaborations with Organizations:**Kyrgyz Turkish Manas University. **Time Period:**2011-2016
InCites dataset updated Nov 18, 2017. Includes Web of Science content indexed through Sep 30, 2017. Export Date: Nov 20, 2017.



Шилтеме санына карата / Atıf Sayısına Göre

	Name	Rank	Web of Science Documents	▼ Times Cited	Category Normalized Citation Impact
<input type="checkbox"/>	▶ Ankara University	1	38	485	1.04
<input type="checkbox"/>	▶ Dumlupınar University	2	21	314	1.24
<input type="checkbox"/>	▶ Sinop University	3	8	262	2.72
<input type="checkbox"/>	▶ Hacettepe University	4	10	253	2.11
<input type="checkbox"/>	▶ Selcuk University	5	35	202	0.52
<input type="checkbox"/>	▶ Indian Institute of Technology (IIT)	6	5	144	2.41
<input type="checkbox"/>	▶ Indian Institute of Technology (IIT) - Roorkee	6	5	144	2.41
<input type="checkbox"/>	▶ Vilnius University	8	5	118	1.56
<input type="checkbox"/>	▶ Erciyes University	9	11	45	0.45
<input type="checkbox"/>	▶ Gazi University	10	6	31	0.76
<input type="checkbox"/>	▶ Karabuk University	11	2	28	1.18
<input type="checkbox"/>	▶ Dicle University	12	8	25	0.29
<input type="checkbox"/>	▶ Kocaeli University	13	1	22	1.27
<input type="checkbox"/>	▶ Cumhuriyet University	14	4	17	0.86
<input type="checkbox"/>	▶ Marmara University	15	8	13	0.21
<input type="checkbox"/>	▶ Nevsehir Haci Bektas University	16	1	10	0.86
<input type="checkbox"/>	▶ Mehmet Akif Ersoy University	17	7	9	0.35





Indicators: Times Cited. **Organization Type:**Academic. **Collaborations with Organizations:**Kyrgyz Turkish Manas University. **Time Period:**2011-2016

InCites dataset updated Nov 18, 2017. Includes Web of Science content indexed through Sep 30, 2017. Export Date: Nov 20, 2017.



Макала басылып чыккан журналдар боюнча анализ

Yayınlanmış Dergi Üzerinde Analiz



Макала санына карата / Yayın Sayısına Göre

Name	Rank	Web of Science Documents	Times Cited	Journal Impact Factor	5 Year Impact Factor	Quartile	Category Normalized Citation Impact
KAFKAS UNIVERSITESI VETERINER FAKULTESI DERGISI	1	5	7	0.432	0.393	Q4	0.39
BILIG	2	4	0	0.098	0.137	Q4	0
TURKISH JOURNAL OF VETERINARY & ANIMAL SCIENCES	2	4	1	0.449	0.487	Q3	0.05
SENSORS AND ACTUATORS B-CHEMICAL	2	4	124	5.401	4.855	Q1	2.62
BIOTECHNOLOGY & BIOTECHNOLOGICAL EQUIPMENT	5	3	3	1.059	0.699	Q4	0.28
EGYPTIAN JOURNAL OF BIOLOGICAL PEST CONTROL	5	3	1	0.184	0.257	Q4	0.29
AFGHANISTAN AND CENTRAL ASIA: NATO'S ROLE IN REGIONAL SECURITY SINCE 9/11	5	3	0	n/a	n/a	n/a	0
SCIENTIFIC WORLD JOURNAL	5	3	14	n/a	n/a	n/a	0.76
ELECTROANALYSIS	5	3	23	2.851	2.431	Q2	0.8
BELLETEN	10	2	0	n/a	n/a	n/a	0
REVUE DE MEDECINE VETERINAIRE	10	2	1	0.276	0.374	Q4	0.15
JOURNAL OF MOLECULAR LIQUIDS	10	2	30	3.648	3.187	Q1	1.39
JOURNAL OF THE ELECTROCHEMICAL SOCIETY	10	2	10	3.259	3.307	Q1	0.5
ZOOTAXA	10	2	1	0.972	0.911	Q3	0.09
ANTHROPOLOGIST	10	2	0	n/a	n/a	n/a	0
INDIAN JOURNAL OF ANIMAL RESEARCH	10	2	0	0.147	0.136	Q4	0



KAFKAS UNIVERSITESI VETERINER FAKULTESI DERGISI

5

BILIG

4

TURKISH JOURNAL OF VETERINARY & ANIMAL SCIENCES

4

SENSORS AND ACTUATORS B-CHEMICAL

4

BIOTECHNOLOGY & BIOTECHNOLOGICAL EQUIPMENT

3

EGYPTIAN JOURNAL OF BIOLOGICAL PEST CONTROL

3

AFGHANISTAN AND CENTRAL ASIA: NATO'S ROLE IN REGIONAL SECURITY SINCE 9/11

3

SCIENTIFIC WORLD JOURNAL

3

ELECTROANALYSIS

3

BELLETEN

2

0 1 2 3 4 5

Indicators: Web of Science Documents. **Organization Name:** Kyrgyz Turkish Manas University. **Time Period:** 2011-2016*InCites dataset updated Nov 18, 2017. Includes Web of Science content indexed through Sep 30, 2017. Export Date: Nov 20, 2017.*

Шилтеме санына карата / Atıf Sayısına Göre

Name	Rank	Web of Science Documents	Times Cited	Journal Impact Factor	5 Year Impact Factor	Quartile	Category Normalized Citation Impact
SENSORS AND ACTUATORS B-CHEMICAL	1	4	124	5.401	4.855	Q1	2.62
ELECTROCHIMICA ACTA	2	2	65	4.798	4.63	Q1	2.32
BIOSENSORS & BIOELECTRONICS	3	1	64	7.78	6.862	Q1	3.52
JOURNAL OF ELECTROANALYTICAL CHEMISTRY	4	1	53	3.012	2.883	Q2	4.32
JOURNAL OF MOLECULAR LIQUIDS	5	2	30	3.648	3.187	Q1	1.39
FOOD CONTROL	6	1	27	3.496	3.584	Q1	2.25
ELECTROANALYSIS	7	3	23	2.851	2.431	Q2	0.8
JOURNAL OF MOLECULAR STRUCTURE	8	1	22	1.753	1.561	Q3	1.27
POLYHEDRON	9	1	18	1.926	1.79	Q2	1.85
SCIENTIFIC WORLD JOURNAL	10	3	14	n/a	n/a	n/a	0.76
JOURNAL OF THE ELECTROCHEMICAL SOCIETY	11	2	10	3.259	3.307	Q1	0.5
ANALYTICAL METHODS	11	1	10	1.9	1.893	Q2	0.83
INTERNATIONAL JOURNAL OF ENVIRONMENTAL SCIENCE AND TECHNOLOGY	11	1	10	1.915	2.156	Q2	0.86
ANALYST	11	1	10	3.885	3.865	Q1	0.65
JOURNAL OF SOLID STATE ELECTROCHEMISTRY	15	2	9	2.316	2.25	Q2	0.29
ENERGY EDUCATION SCIENCE AND TECHNOLOGY PART A-ENERGY SCIENCE AND RESEARCH	15	1	9	n/a	n/a	n/a	0.55



SENSORS AND ACTUATORS B-CHEMICAL

124

ELECTROCHIMICA ACTA

65

BIOSENSORS & BIOELECTRONICS

64

JOURNAL OF ELECTROANALYTICAL CHEMISTRY

53

JOURNAL OF MOLECULAR LIQUIDS

30

FOOD CONTROL

27

ELECTROANALYSIS

23

JOURNAL OF MOLECULAR STRUCTURE

22

POLYHEDRON

18


SCIENTIFIC WORLD JOURNAL

14

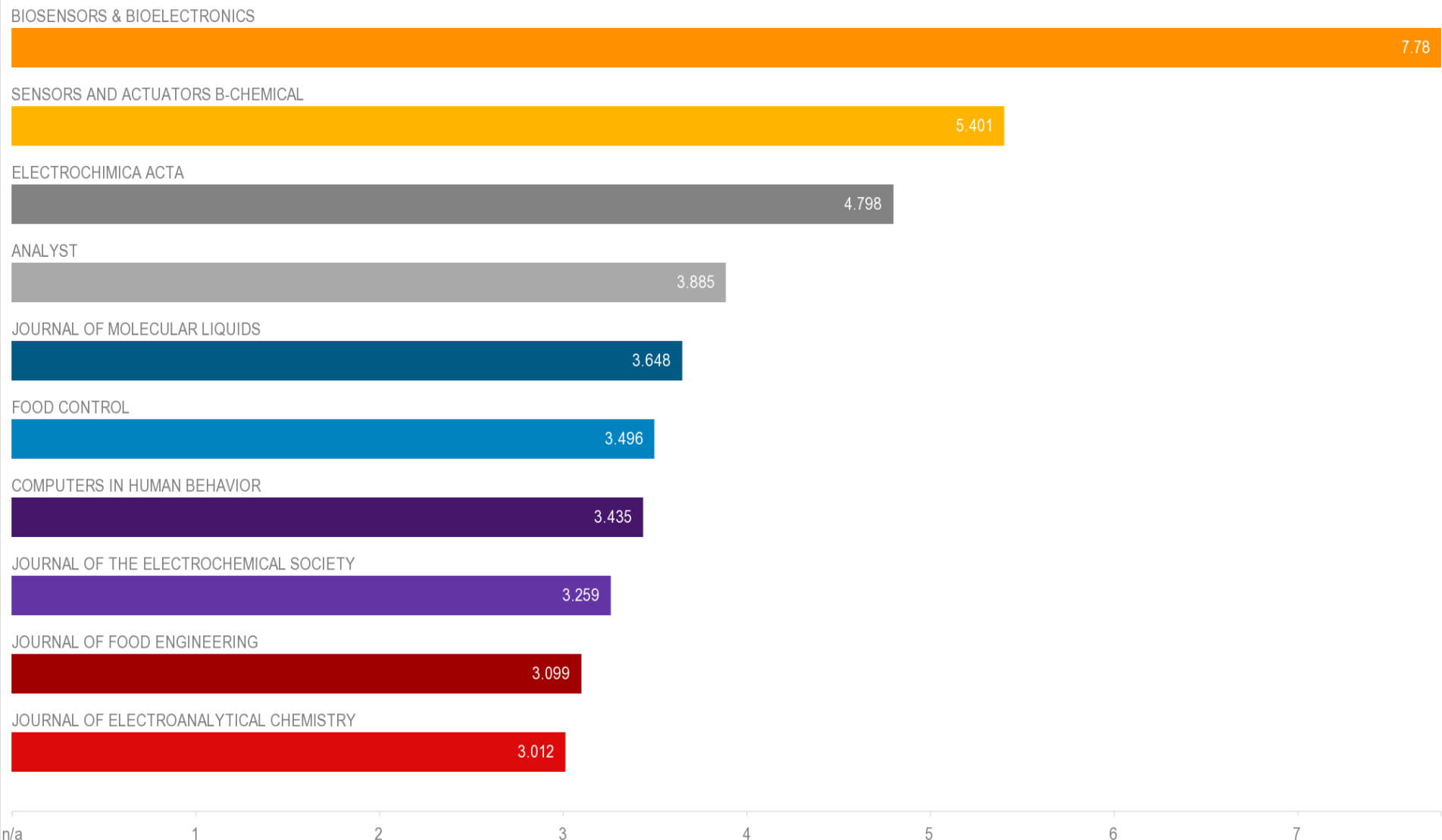
0 10 20 30 40 50 60 70 80 90 100 110 120

Indicators: Times Cited. **Organization Name:** Kyrgyz Turkish Manas University. **Time Period:** 2011-2016*InCites dataset updated Nov 18, 2017. Includes Web of Science content indexed through Sep 30, 2017. Export Date: Nov 20, 2017.*

2016 импакт факторуна карата / 2016 Etki Factorüne Göre

	Name	Rank	Web of Science Documents	Times Cited	Journal Impact Factor	5 Year Impact Factor	Quartile	Category Normalized Citation Impact
<input type="checkbox"/>	▶ BIOSENSORS & BIOELECTRONICS	1	1	64	7.78	6.862	Q1	3.52
<input type="checkbox"/>	▶ SENSORS AND ACTUATORS B-CHEMICAL	2	4	124	5.401	4.855	Q1	2.62
<input type="checkbox"/>	▶ ELECTROCHIMICA ACTA	3	2	65	4.798	4.63	Q1	2.32
<input type="checkbox"/>	▶ ANALYST	4	1	10	3.885	3.865	Q1	0.65
<input type="checkbox"/>	▶ JOURNAL OF MOLECULAR LIQUIDS	5	2	30	3.648	3.187	Q1	1.39
<input type="checkbox"/>	▶ FOOD CONTROL	6	1	27	3.496	3.584	Q1	2.25
<input type="checkbox"/>	▶ COMPUTERS IN HUMAN BEHAVIOR	7	1	3	3.435	4.252	Q1	2.21
<input type="checkbox"/>	▶ JOURNAL OF THE ELECTROCHEMICAL SOCIETY	8	2	10	3.259	3.307	Q1	0.5
<input type="checkbox"/>	▶ JOURNAL OF FOOD ENGINEERING	9	1	5	3.099	3.585	Q1	0.43
<input type="checkbox"/>	▶ JOURNAL OF ELECTROANALYTICAL CHEMISTRY	10	1	53	3.012	2.883	Q2	4.32
<input type="checkbox"/>	▶ JOURNAL OF BIOLOGICAL INORGANIC CHEMISTRY	11	1	6	2.894	2.681	Q2	1.1
<input type="checkbox"/>	▶ ELECTROANALYSIS	12	3	23	2.851	2.431	Q2	0.8
<input type="checkbox"/>	▶ COMMUNICATIONS IN NONLINEAR SCIENCE AND NUMERICAL SIMULATION	13	1	0	2.784	2.936	Q1	0
<input type="checkbox"/>	▶ BIOMED RESEARCH INTERNATIONAL	14	1	2	2.476	2.587	Q2	0.18
<input type="checkbox"/>	▶ JOURNAL OF DAIRY SCIENCE	15	1	0	2.474	2.855	Q1	0
<input type="checkbox"/>	▶ ELECTROCATALYSIS	16	1	3	2.398	2.335	Q2	0.8





Indicators: Journal Impact Factor. Organization Name:Kyrgyz Turkish Manas University.Time Period:2011-2016

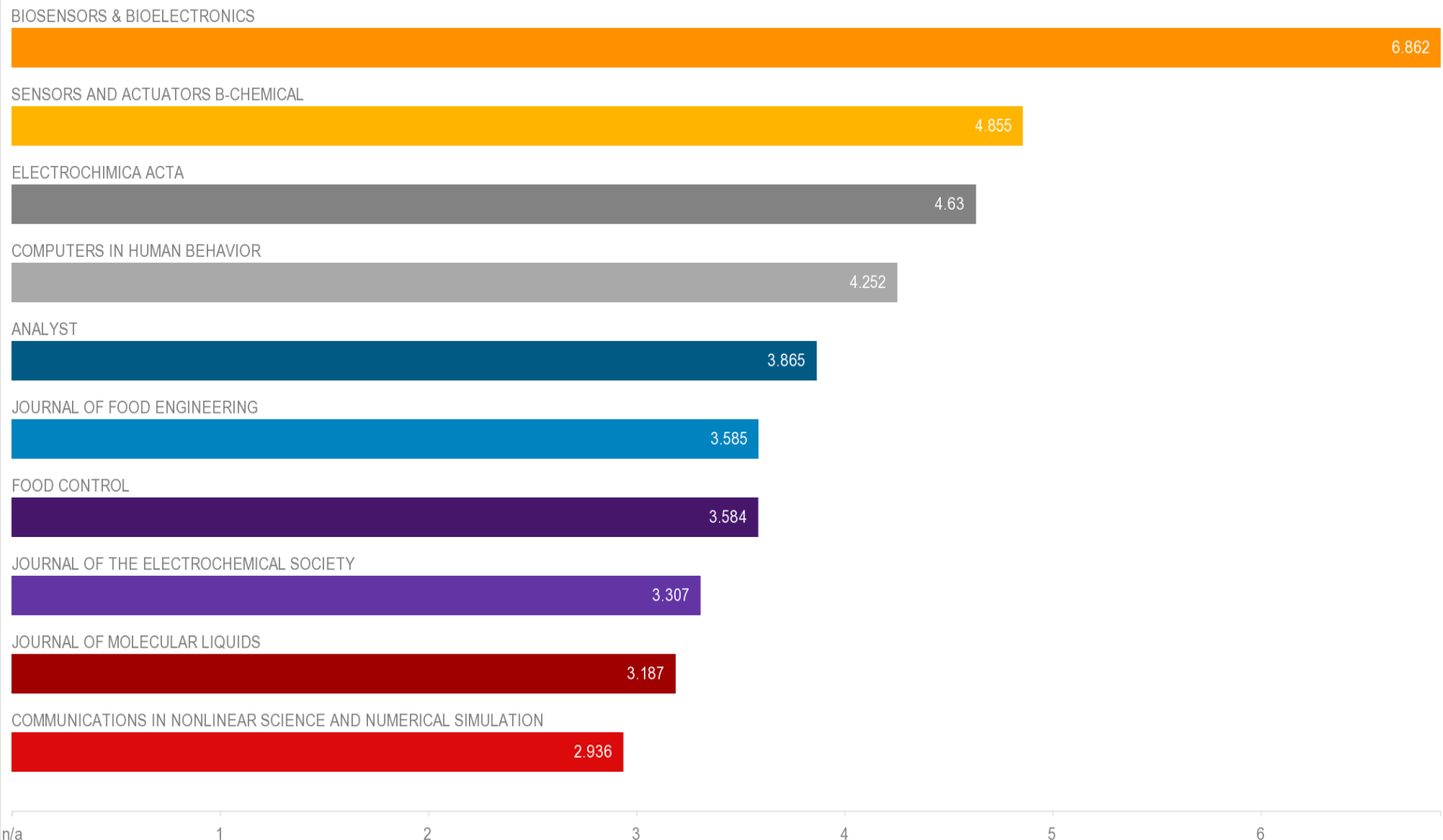
InCites dataset updated Nov 18, 2017. Includes Web of Science content indexed through Sep 30, 2017. Export Date: Nov 20, 2017.



5 жылдык импакт факторуна карата / 5 Yıllık Etki Factorüne Göre

	Name	Rank	Web of Science Documents	Times Cited	Journal Impact Factor	▼ 5 Year Impact Factor	Quartile	Category Normalized Citation Impact
<input type="checkbox"/>	▶ BIOSENSORS & BIOELECTRONICS	1	1	64	7.78	6.862	Q1	3.52
<input type="checkbox"/>	▶ SENSORS AND ACTUATORS B-CHEMICAL	2	4	124	5.401	4.855	Q1	2.62
<input type="checkbox"/>	▶ ELECTROCHIMICA ACTA	3	2	65	4.798	4.63	Q1	2.32
<input type="checkbox"/>	▶ COMPUTERS IN HUMAN BEHAVIOR	4	1	3	3.435	4.252	Q1	2.21
<input type="checkbox"/>	▶ ANALYST	5	1	10	3.885	3.865	Q1	0.65
<input type="checkbox"/>	▶ JOURNAL OF FOOD ENGINEERING	6	1	5	3.099	3.585	Q1	0.43
<input type="checkbox"/>	▶ FOOD CONTROL	7	1	27	3.496	3.584	Q1	2.25
<input type="checkbox"/>	▶ JOURNAL OF THE ELECTROCHEMICAL SOCIETY	8	2	10	3.259	3.307	Q1	0.5
<input type="checkbox"/>	▶ JOURNAL OF MOLECULAR LIQUIDS	9	2	30	3.648	3.187	Q1	1.39
<input type="checkbox"/>	▶ COMMUNICATIONS IN NONLINEAR SCIENCE AND NUMERICAL SIMULATION	10	1	0	2.784	2.936	Q1	0
<input type="checkbox"/>	▶ LWT-FOOD SCIENCE AND TECHNOLOGY	11	1	1	2.329	2.929	Q1	0.26
<input type="checkbox"/>	▶ JOURNAL OF ELECTROANALYTICAL CHEMISTRY	12	1	53	3.012	2.883	Q2	4.32
<input type="checkbox"/>	▶ JOURNAL OF DAIRY SCIENCE	13	1	0	2.474	2.855	Q1	0
<input type="checkbox"/>	▶ JOURNAL OF BIOLOGICAL INORGANIC CHEMISTRY	14	1	6	2.894	2.681	Q2	1.1
<input type="checkbox"/>	▶ BIOMED RESEARCH INTERNATIONAL	15	1	2	2.476	2.587	Q2	0.18
<input type="checkbox"/>	▶ ELECTROANALYSIS	16	3	23	2.851	2.431	Q2	0.8





Indicators: 5 Year Impact Factor. Organization Name:Kyrgyz Turkish Manas University.Time Period:2011-2016

InCites dataset updated Nov 18, 2017. Includes Web of Science content indexed through Sep 30, 2017. Export Date: Nov 20, 2017.



Квартилне (Quartile) карата / Kariline (Quartile) Göre

	Name	Rank	Web of Science Documents	Times Cited	Journal Impact Factor	5 Year Impact Factor	▲ Quartile	Category Normalized Citation Impact
<input type="checkbox"/>	▶ FOOD CONTROL	1	1	27	3.496	3.584	Q1	2.25
<input type="checkbox"/>	▶ LWT-FOOD SCIENCE AND TECHNOLOGY	1	1	1	2.329	2.929	Q1	0.26
<input type="checkbox"/>	▶ JOURNAL OF MOLECULAR LIQUIDS	1	2	30	3.648	3.187	Q1	1.39
<input type="checkbox"/>	▶ JOURNAL OF THE ELECTROCHEMICAL SOCIETY	1	2	10	3.259	3.307	Q1	0.5
<input type="checkbox"/>	▶ JOURNAL OF FOOD ENGINEERING	1	1	5	3.099	3.585	Q1	0.43
<input type="checkbox"/>	▶ COMMUNICATIONS IN NONLINEAR SCIENCE AND NUMERICAL SIMULATION	1	1	0	2.784	2.936	Q1	0
<input type="checkbox"/>	▶ JOURNAL OF DAIRY SCIENCE	1	1	0	2.474	2.855	Q1	0
<input type="checkbox"/>	▶ ELECTROCHIMICA ACTA	1	2	65	4.798	4.63	Q1	2.32
<input type="checkbox"/>	▶ SENSORS AND ACTUATORS B-CHEMICAL	1	4	124	5.401	4.855	Q1	2.62
<input type="checkbox"/>	▶ ANALYST	1	1	10	3.885	3.865	Q1	0.65
<input type="checkbox"/>	▶ COMPUTERS IN HUMAN BEHAVIOR	1	1	3	3.435	4.252	Q1	2.21
<input type="checkbox"/>	▶ THERIOGENOLOGY	1	1	0	1.986	2.127	Q1	0
<input type="checkbox"/>	▶ BIOSENSORS & BIOELECTRONICS	1	1	64	7.78	6.862	Q1	3.52
<input type="checkbox"/>	▶ ELECTROCATALYSIS	14	1	3	2.398	2.335	Q2	0.8
<input type="checkbox"/>	▶ FOOD ANALYTICAL METHODS	14	1	1	2.038	1.982	Q2	0.57
<input type="checkbox"/>	▶ JOURNAL OF INTERPERSONAL VIOLENCE	14	1	2	1.94	2.278	Q2	1.04




Кыргызстандагы университеттердин анализи

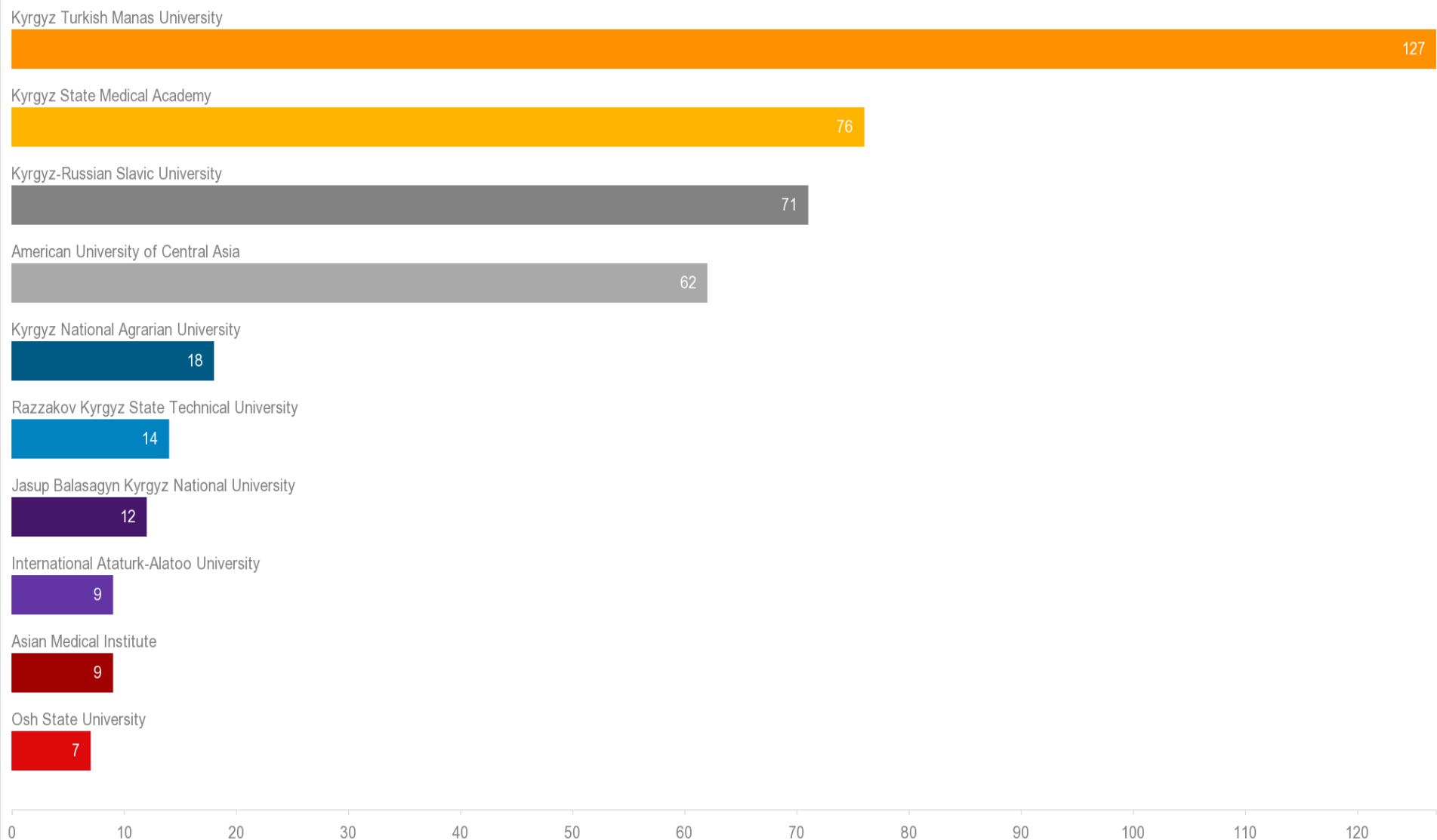
Kırgızistan'daki Üniversitelerin Analizi



Макала санына карата / Yayın Sayısına Göre

	Name	Rank	▼ Web of Science Documents	Times Cited	Category Normalized Citation Impact
<input type="checkbox"/>	▶ Kyrgyz Turkish Manas University	1	127	582	0.5
<input type="checkbox"/>	▶ Kyrgyz State Medical Academy	2	76	257	0.84
<input type="checkbox"/>	▶ Kyrgyz-Russian Slavic University	3	71	162	0.92
<input type="checkbox"/>	▶ American University of Central Asia	4	62	123	0.58
<input type="checkbox"/>	▶ Kyrgyz National Agrarian University	5	18	45	0.65
<input type="checkbox"/>	▶ Razzakov Kyrgyz State Technical University	6	14	16	0.88
<input type="checkbox"/>	▶ Jasup Balasagyn Kyrgyz National University	7	12	5	0.17
<input type="checkbox"/>	▶ International Ataturk-Alatoo University	8	9	5	0.06
<input type="checkbox"/>	▶ Asian Medical Institute	8	9	23	0.15
<input type="checkbox"/>	▶ Osh State University	10	7	1	0.01
<input type="checkbox"/>	▶ International University of Innovative Technologies	11	6	60	1.3
<input type="checkbox"/>	▶ Issyk-Kul State University	12	2	10	0.42
<input type="checkbox"/>	▶ Kyrgyz State University of Construction, Transportation & Architecture	12	2	0	0
<input type="checkbox"/>	▶ Kyrgyz Mining & Metallurgical Institute	12	2	3	0.07
<input type="checkbox"/>	▶ Talas State University	12	2	7	0.34
<input type="checkbox"/>	▶ Osh Technological University	12	2	2	1.77






Indicators: Web of Science Documents. **Organization Type:**Academic.**Location:**KYRGYZSTAN.**Time Period:**2011-2016

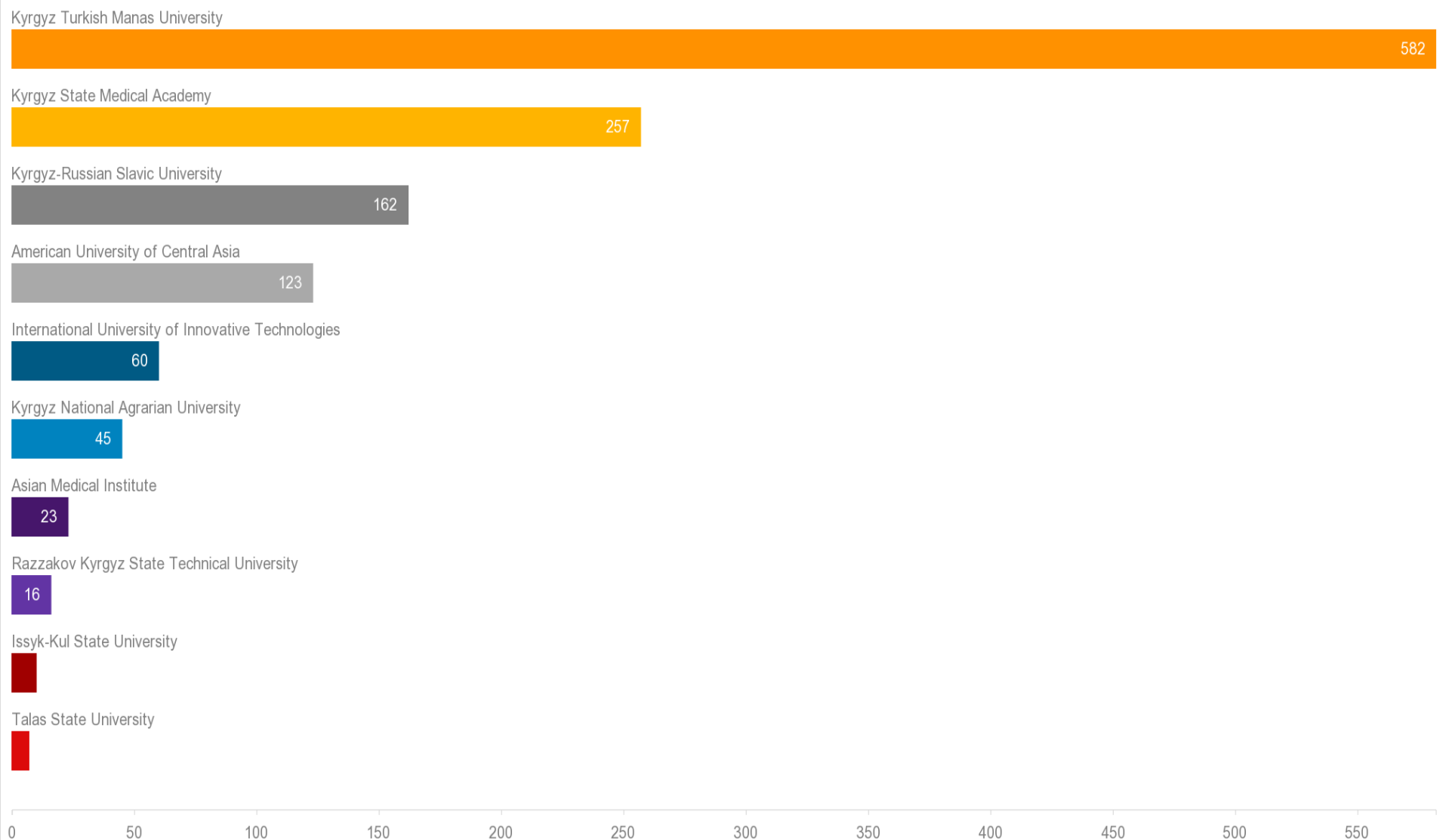
InCites dataset updated Nov 18, 2017. Includes Web of Science content indexed through Sep 30, 2017. Export Date: Nov 20, 2017.



Шилтеме санына карата / Atıf Sayısına Göre

	Name	Rank	Web of Science Documents	▼ Times Cited	Category Normalized Citation Impact
<input type="checkbox"/>	▶ Kyrgyz Turkish Manas University	1	127	582	0.5
<input type="checkbox"/>	▶ Kyrgyz State Medical Academy	2	76	257	0.84
<input type="checkbox"/>	▶ Kyrgyz-Russian Slavic University	3	71	162	0.92
<input type="checkbox"/>	▶ American University of Central Asia	4	62	123	0.58
<input type="checkbox"/>	▶ International University of Innovative Technologies	5	6	60	1.3
<input type="checkbox"/>	▶ Kyrgyz National Agrarian University	6	18	45	0.65
<input type="checkbox"/>	▶ Asian Medical Institute	7	9	23	0.15
<input type="checkbox"/>	▶ Razzakov Kyrgyz State Technical University	8	14	16	0.88
<input type="checkbox"/>	▶ Issyk-Kul State University	9	2	10	0.42
<input type="checkbox"/>	▶ Talas State University	10	2	7	0.34
<input type="checkbox"/>	▶ International Ataturk-Alatoo University	11	9	5	0.06
<input type="checkbox"/>	▶ Jasup Balasagyn Kyrgyz National University	11	12	5	0.17
<input type="checkbox"/>	▶ Kyrgyz Mining & Metallurgical Institute	13	2	3	0.07
<input type="checkbox"/>	▶ Osh Technological University	14	2	2	1.77
<input type="checkbox"/>	▶ Arabaev Kyrgyz State Pedagogical University	15	1	1	0.19
<input type="checkbox"/>	▶ Osh State University	15	7	1	0.01





Indicators: Times Cited. **Organization Type:** Academic. **Location:** KYRGYZSTAN. **Time Period:** 2011-2016

InCites dataset updated Nov 18, 2017. Includes Web of Science content indexed through Sep 30, 2017. Export Date: Nov 20, 2017.



Кыргызстандагы университеттердин илимий макалаларынын авторлорунун анализи

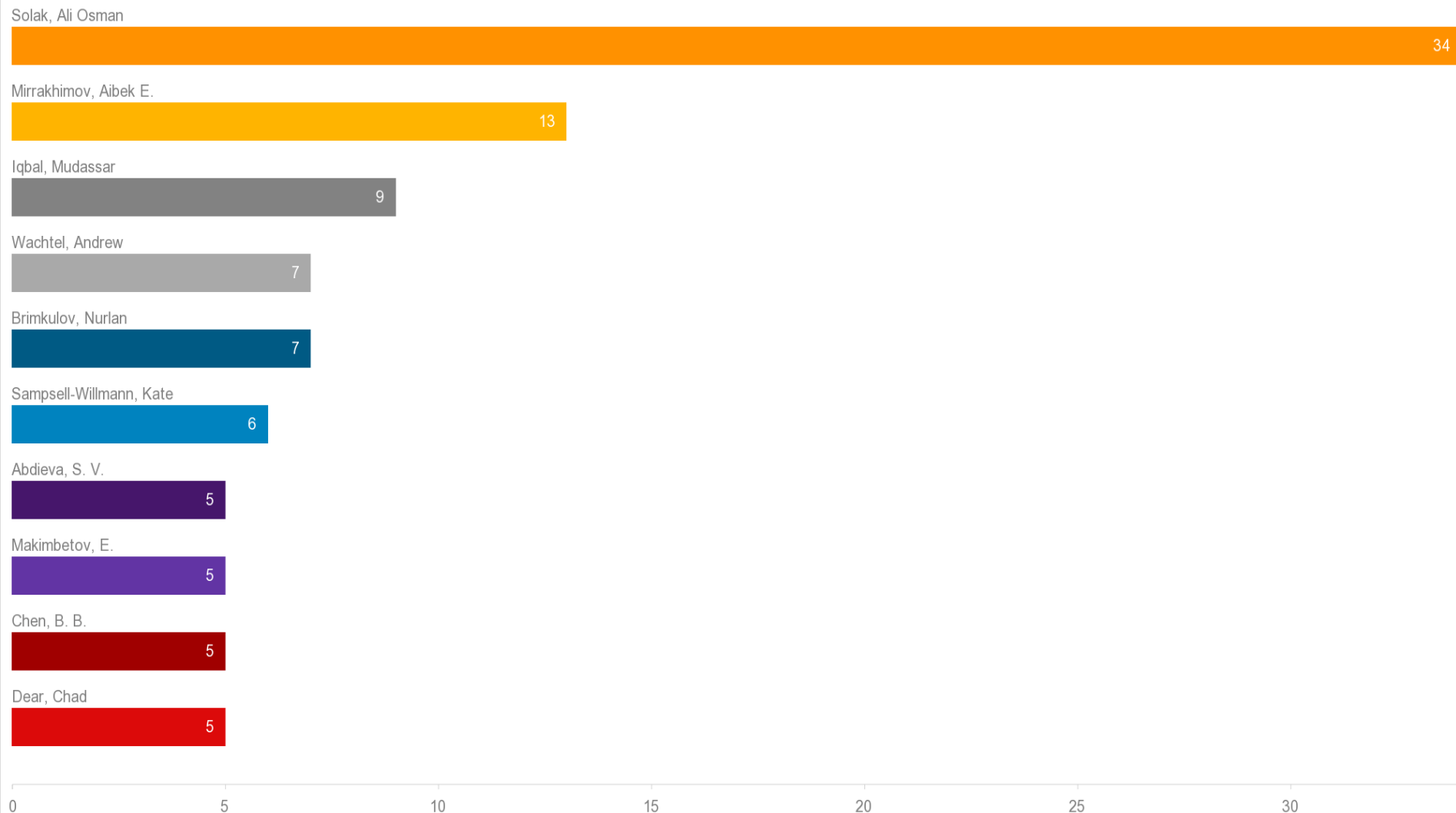
Kırgızistan'daki Üniversitelerinin Bilimsel Yayınlarının Yazarlarının Analizi



Макала санына карата / Yayın Sayısına Göre

	Name	Rank	Affiliation	▼ Web of Science Documents	Times Cited	Category Normalized Citation Impact
<input type="checkbox"/>	▶ Solak, Ali Osman	1	Kyrgyz Turkish Manas University	34	480	1.13
<input type="checkbox"/>	▶ Mirrakhimov, Aibek E.	2	Kyrgyz State Medical Academy	13	95	0.65
<input type="checkbox"/>	▶ Iqbal, Mudassar	3	Asian Medical Institute	9	23	0.15
<input type="checkbox"/>	▶ Wachtel, Andrew	4	American University of Central Asia	7	2	0.31
<input type="checkbox"/>	▶ Brimkulov, Nurlan	4	Kyrgyz State Medical Academy	7	19	0.55
<input type="checkbox"/>	▶ Sampsell-Willmann, Kate	6	American University of Central Asia	6	0	0
<input type="checkbox"/>	▶ Abdieva, S. V.	7	Kyrgyz-Russian Slavic University	5	5	0.47
<input type="checkbox"/>	▶ Makimbetov, E.	7	Kyrgyz-Russian Slavic University	5	0	0
<input type="checkbox"/>	▶ Chen, B. B.	7	Kyrgyz-Russian Slavic University	5	8	0.31
<input type="checkbox"/>	▶ Dear, Chad	7	American University of Central Asia	5	23	0.48
<input type="checkbox"/>	▶ Sabirova, Elena	7	Kyrgyz-Russian Slavic University	5	15	3.92
<input type="checkbox"/>	▶ Ali, Ramzan	12	American University of Central Asia	4	35	2.77
<input type="checkbox"/>	▶ Muratalieva, V. Zh.	12	Razzakov Kyrgyz State Technical University	4	6	0.13
<input type="checkbox"/>	▶ Kerimkulova, Alina S.	12	Kyrgyz State Medical Academy	4	24	0.32
<input type="checkbox"/>	▶ Chen, Boris B.	12	Kyrgyz-Russian Slavic University	4	15	0.47
<input type="checkbox"/>	▶ Korzhenkov, A. M.	12	Kyrgyz-Russian Slavic University	4	6	0.75





Indicators: Web of Science Documents. **Person Name or ID:** NOT Mirrakhimov, Erkin M.. **Affiliated Organization:** Kyrgyz Economic University, Kyrgyz State Medical Academy, Kyrgyz-Russian Slavic University, Kyrgyz National Agrarian University, Razzakov Kyrgyz State Technical University, Jasup Balasagyn Kyrgyz National University, Kyrgyz State University of Construction, Transportation & Architecture, Kyrgyz Turkish Manas University, Kyrgyz Mining & Metallurgical Institute, Arabaev Kyrgyz State University, Arabaev Kyrgyz State Pedagogical University, American University of Central Asia, International Ataturk-Alatoo University, Asian Medical Institute, Osh State University, Osh Technological University, Talas State University, Jalalabad State University, Issyk-Kul State University, International University of Innovative Technologies. **Location:** KYRGYZSTAN. **Time Period:** 2011-2016

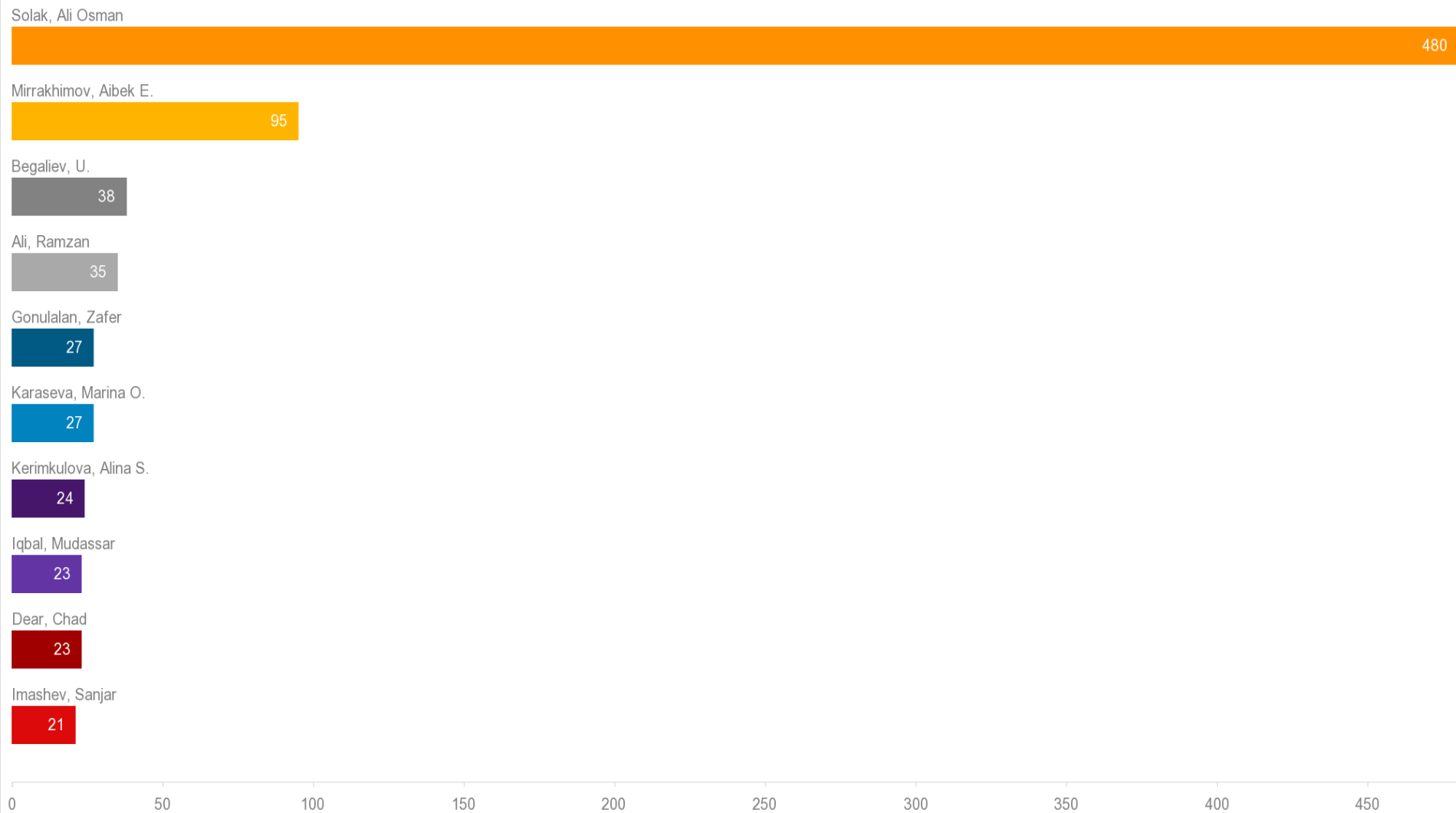
InCites dataset updated Nov 18, 2017. Includes Web of Science content indexed through Sep 30, 2017. Export Date: Nov 20, 2017.



Шилтеме санына карата / Atıf Sayısına Göre

	Name	Rank	Affiliation	Web of Science Documents	▼ Times Cited	Category Normalized Citation Impact
<input type="checkbox"/>	▶ Solak, Ali Osman	1	Kyrgyz Turkish Manas University	34	480	1.13
<input type="checkbox"/>	▶ Mirrakhimov, Aibek E.	2	Kyrgyz State Medical Academy	13	95	0.65
<input type="checkbox"/>	▶ Begaliev, U.	3	International University of Innovative Technologies	2	38	2.11
<input type="checkbox"/>	▶ Ali, Ramzan	4	American University of Central Asia	4	35	2.77
<input type="checkbox"/>	▶ Gonulalan, Zafer	5	Kyrgyz Turkish Manas University	1	27	2.25
<input type="checkbox"/>	▶ Karaseva, Marina O.	5	Kyrgyz-Russian Slavic University	1	27	1.7
<input type="checkbox"/>	▶ Kerimkulova, Alina S.	7	Kyrgyz State Medical Academy	4	24	0.32
<input type="checkbox"/>	▶ Iqbal, Mudassar	8	Asian Medical Institute	9	23	0.15
<input type="checkbox"/>	▶ Dear, Chad	8	American University of Central Asia	5	23	0.48
<input type="checkbox"/>	▶ Imashev, Sanjar	10	Kyrgyz-Russian Slavic University	3	21	0.64
<input type="checkbox"/>	▶ Moldokeeva, Cholpon B.	11	Kyrgyz-Russian Slavic University	3	20	0.35
<input type="checkbox"/>	▶ Abilova, Samai S.	11	Kyrgyz State Medical Academy	1	20	1.04
<input type="checkbox"/>	▶ Brimkulov, Nurlan	13	Kyrgyz State Medical Academy	7	19	0.55
<input type="checkbox"/>	▶ Sverdlik, Leonid	14	Kyrgyz-Russian Slavic University	2	18	0.76
<input type="checkbox"/>	▶ Zhamangulova, Nurmira	14	American University of Central Asia	2	18	1.31
<input type="checkbox"/>	▶ Chen, Boris	14	Kyrgyz-Russian Slavic University	2	18	0.76





Indicators: Times Cited. **Person Name or ID:** NOT Mirrakhimov, Erkin M.. **Affiliated Organization:** Kyrgyz Economic University, Kyrgyz State Medical Academy, Kyrgyz-Russian Slavic University, Kyrgyz National Agrarian University, Razzakov Kyrgyz State Technical University, Jasup Balasagyn Kyrgyz National University, Kyrgyz State University of Construction, Transportation & Architecture, Kyrgyz Turkish Manas University, Kyrgyz Mining & Metallurgical Institute, Arabaev Kyrgyz State University, Arabaev Kyrgyz State Pedagogical University, American University of Central Asia, International Ataturk-Alatoo University, Asian Medical Institute, Osh State University, Osh Technological University, Talas State University, Jalalabad State University, Issyk-Kul State University, International University of Innovative Technologies. **Location:** KYRGYZSTAN. **Time Period:** 2011-2016

InCites dataset updated Nov 18, 2017. Includes Web of Science content indexed through Sep 30, 2017. Export Date: Nov 20, 2017.



Кыргыз – Түрк «Манас» университетинин
илимий макалаларынын Орто Азиядагы
университтердин арасындагы анализи

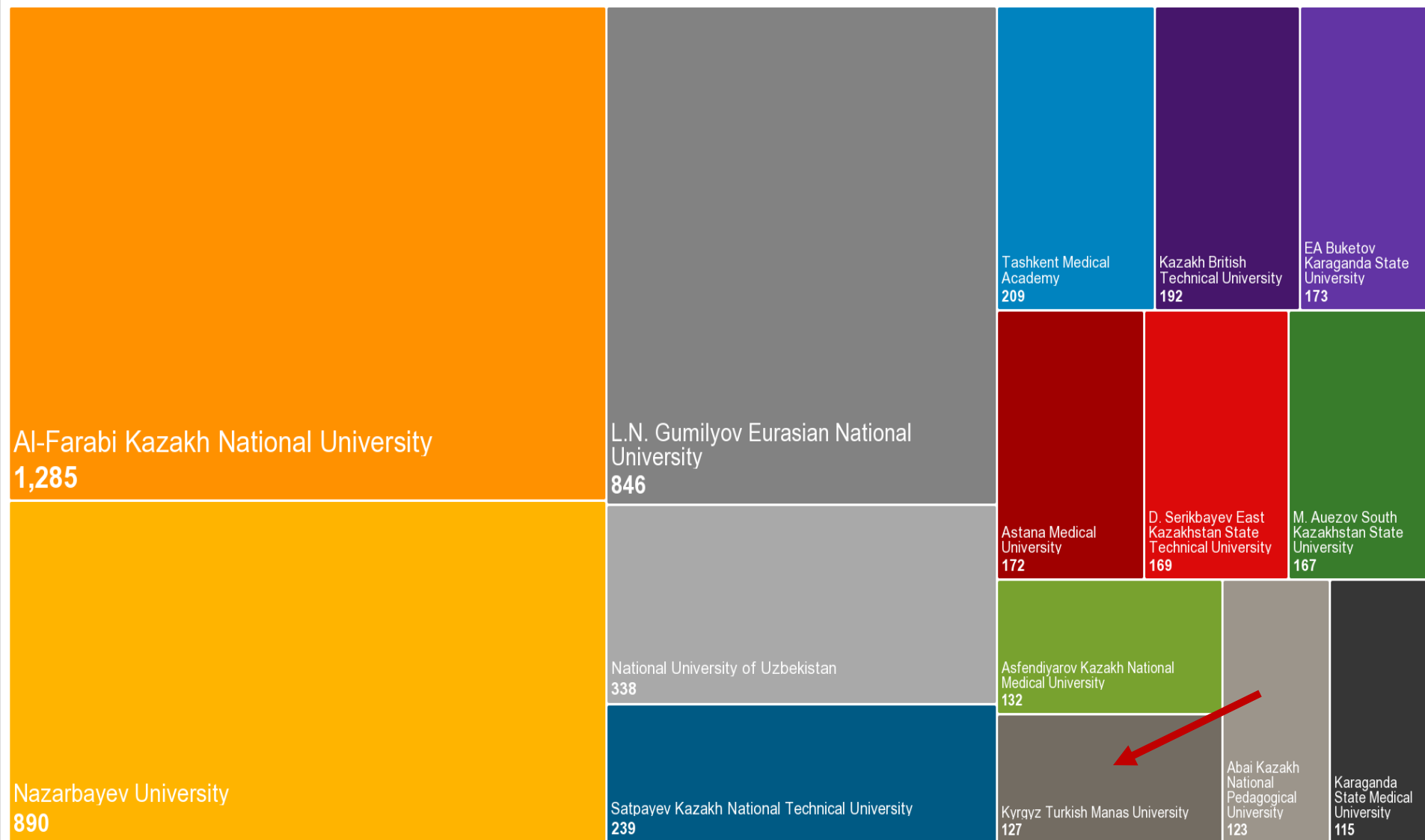
Kırgızistan-Türkiye Manas Üniversitesi'nin
Bilimsel Yayınlarının Orta Asya'daki Üniversiteler
Arasındaki Analizi



Макала санына карата (жалпы 101 университеттин арасынан) Yayın Sayısına Göre (Toplam 101 Üniversitenin Arasından)

	Name	Rank	▼ Web of Science Documents	Times Cited	Category Normalized Citation Impact
<input type="checkbox"/>	▶ Al-Farabi Kazakh National University	1	1,285	2,103	0.71
<input type="checkbox"/>	▶ Nazarbayev University	2	890	3,014	1.1
<input type="checkbox"/>	▶ L.N. Gumilyov Eurasian National University	3	846	4,705	0.86
<input type="checkbox"/>	▶ National University of Uzbekistan	4	338	984	0.63
<input type="checkbox"/>	▶ Satpayev Kazakh National Technical University	5	239	306	0.65
<input type="checkbox"/>	▶ Tashkent Medical Academy	6	209	93	0.44
<input type="checkbox"/>	▶ Kazakh British Technical University	7	192	261	0.41
<input type="checkbox"/>	▶ EA Buketov Karaganda State University	8	173	149	0.76
<input type="checkbox"/>	▶ Astana Medical University	9	172	113	0.28
<input type="checkbox"/>	▶ D. Serikbayev East Kazakhstan State Technical University	10	169	123	0.42
<input type="checkbox"/>	▶ M. Auezov South Kazakhstan State University	11	167	289	0.96
<input type="checkbox"/>	▶ Asfendiyarov Kazakh National Medical University	12	132	253	0.41
<input type="checkbox"/>	▶ Kyrgyz Turkish Manas University	13	127	582	0.5
<input type="checkbox"/>	▶ Abai Kazakh National Pedagogical University	14	123	124	0.99
<input type="checkbox"/>	▶ Karaganda State Medical University	15	115	76	0.79
<input type="checkbox"/>	▶ Samarkand State University	16	101	287	0.69





Indicators: Web of Science Documents. **Organization Type:**Academic.**Location:**KYRGYZSTAN,KAZAKHSTAN,UZBEKISTAN,TURKMENISTAN,TAJIKISTAN.**Time Period:**2011-2016
InCites dataset updated Nov 18, 2017. Includes Web of Science content indexed through Sep 30, 2017. Export Date: Nov 20, 2017.



Шилтеме санына карата (жалпы 101 университеттин арасынан) Atıf Sayısına Göre (Toplam 101 Üniversitenin Arasından)

	Name	Rank	Web of Science Documents	▼ Times Cited	Category Normalized Citation Impact
<input type="checkbox"/>	▶ L.N. Gumilyov Eurasian National University	1	846	4,705	0.86
<input type="checkbox"/>	▶ Nazarbayev University	2	890	3,014	1.1
<input type="checkbox"/>	▶ Al-Farabi Kazakh National University	3	1,285	2,103	0.71
<input type="checkbox"/>	▶ National University of Uzbekistan	4	338	984	0.63
<input type="checkbox"/>	▶ Kyrgyz Turkish Manas University	5	127	582	0.5
<input type="checkbox"/>	▶ Satpayev Kazakh National Technical University	6	239	306	0.65
<input type="checkbox"/>	▶ M. Auezov South Kazakhstan State University	7	167	289	0.96
<input type="checkbox"/>	▶ Samarkand State University	8	101	287	0.69
<input type="checkbox"/>	▶ Kazakh British Technical University	9	192	261	0.41
<input type="checkbox"/>	▶ Kyrgyz State Medical Academy	10	76	257	0.84
<input type="checkbox"/>	▶ Asfendiyarov Kazakh National Medical University	11	132	253	0.41
<input type="checkbox"/>	▶ Kyrgyz-Russian Slavic University	12	71	162	0.92
<input type="checkbox"/>	▶ EA Buketov Karaganda State University	13	173	149	0.76
<input type="checkbox"/>	▶ National Academy of Sciences of the Republic of Kazakhstan	14	62	144	0.54
<input type="checkbox"/>	▶ Urgench State University	15	38	139	0.42
<input type="checkbox"/>	▶ KIMEP University	16	73	132	0.52
<input type="checkbox"/>	▶ Abai Kazakh National Pedagogical University	17	123	124	0.99





Indicators: Times Cited. **Organization Type:** Academic. **Location:** KYRGYZSTAN, KAZAKHSTAN, UZBEKISTAN, TURKMENISTAN, TAJIKISTAN. **Time Period:** 2011-2016

InCites dataset updated Nov 18, 2017. Includes Web of Science content indexed through Sep 30, 2017. Export Date: Nov 20, 2017.



Кыргыз – Түрк «Манас» университетинин
илимий макалаларынын Түркиядагы
университеттердин арасындагы анализи

Kırgızistan-Türkiye Manas Üniversitesi'nin
Bilimsel Yayınlarının Türkiye'deki Üniversiteler
Arasındaki Analizi



Макала санына карата (жалпы 203 университеттин арасынан) Yayın Sayısına Göre (Toplam 203 Üniversitenin Arasından)

Name	Rank	Web of Science Documents	Times Cited	Category Normalized Citation Impact
▶ Kyrgyz Turkish Manas University	163	127	582	0.5
1 pinned items				
▶ Istanbul University	1	14,083	61,126	0.73
▶ Hacettepe University	2	12,544	63,896	0.91
▶ Ankara University	3	9,612	55,411	0.92
▶ Gazi University	4	9,559	49,499	0.75
▶ Ege University	5	9,200	55,688	0.79
▶ Middle East Technical University	6	8,820	70,181	1.15
▶ Istanbul Teknik University	7	8,258	65,293	1.03
▶ Marmara University	8	6,087	25,883	0.85
▶ Selcuk University	9	6,015	23,162	0.67
▶ Dokuz Eylul University	10	5,906	23,146	0.69
▶ Erciyes University	11	5,858	30,434	0.75
▶ Ataturk University	12	5,696	24,811	0.77
▶ Akdeniz University	13	5,058	17,646	0.71
▶ Yıldız Technical University	14	4,832	25,938	0.93
▶ Cukurova University	15	4,746	34,860	0.93



Шилтеме санына карата (жалпы 203 университеттин арасынан) Atıf Sayısına Göre (Toplam 203 Üniversitenin Arasından)

Name	Rank	Web of Science Documents	Times Cited	Category Normalized Citation Impact
▶ Kyrgyz Turkish Manas University	156	127	582	0.5
1 pinned items				
▶ Middle East Technical University	1	8,820	70,181	1.15
▶ Istanbul Teknik University	2	8,258	65,293	1.03
▶ Hacettepe University	3	12,544	63,896	0.91
▶ Istanbul University	4	14,083	61,126	0.73
▶ Bogazici University	5	4,673	56,865	1.52
▶ Ege University	6	9,200	55,688	0.79
▶ Ankara University	7	9,612	55,411	0.92
▶ Gazi University	8	9,559	49,499	0.75
▶ Cukurova University	9	4,746	34,860	0.93
▶ Ihsan Dogramaci Bilkent University	10	3,998	34,485	1.23
▶ Erciyes University	11	5,858	30,434	0.75
▶ Suleyman Demirel University	12	4,053	28,457	0.75
▶ Gaziantep University	13	3,486	27,881	0.98
▶ Yıldız Technical University	14	4,832	25,938	0.93
▶ Marmara University	15	6,087	25,883	0.85



Кыргыз – Түрк «Манас» университетинин
илимий макалаларынын Бүткүл Дүйнөдөгү
университеттердин арасындагы анализи

Kırgızistan-Türkiye Manas Üniversitesi'nin
Bilimsel Yayınlarının Tüm Dünya'daki
Üniversiteler Arasındaki Analizi



Макала санына карата (жалпы 4935 университеттин арасынан) Yayın Sayısına Göre (Toplam 4935 Üniversitenin Arasından)

Name	Rank	Web of Science Documents	Times Cited	Category Normalized Citation Impact
▶ Kyrgyz Turkish Manas University	3,961	127	582	0.5
1 pinned items				
▶ Harvard University	1	187,039	2,957,371	2.23
▶ University of Toronto	2	102,807	1,189,352	1.8
▶ University College London	3	86,202	1,008,126	1.77
▶ Johns Hopkins University	4	81,178	1,110,594	1.99
▶ Institut National de la Sante et de la Recherche Medicale (Inserm)	5	80,429	1,052,267	1.55
▶ University of Michigan	6	79,945	940,924	1.75
▶ University of Oxford	7	79,689	1,092,837	1.98
▶ Stanford University	8	74,324	1,192,503	2.23
▶ University of Pennsylvania	9	71,304	917,543	1.98
▶ University of California Los Angeles	10	69,766	925,925	1.94
▶ University of Cambridge	11	69,372	972,465	1.84
▶ Universidade de Sao Paulo	12	69,292	430,037	0.92
▶ Pierre & Marie Curie University - Paris VI	13	68,905	873,402	1.64
▶ University of Washington Seattle	14	68,451	977,584	2.09
▶ Columbia University	15	63,995	866,002	2



Шилтеме санына карата (жалпы 4935 университеттин арасынан) Atıf Sayısına Göre (Toplam 4935 Üniversitenin Arasından)

Name	Rank	Web of Science Documents	Times Cited	Category Normalized Citation Impact
▶ Kyrgyz Turkish Manas University	3,743	127	582	0.5
1 pinned items				
▶ Harvard University	1	187,039	2,957,371	2.23
▶ Stanford University	2	74,324	1,192,503	2.23
▶ University of Toronto	3	102,807	1,189,352	1.8
▶ Massachusetts Institute of Technology (MIT)	4	51,631	1,111,066	2.41
▶ Johns Hopkins University	5	81,178	1,110,594	1.99
▶ University of Oxford	6	79,689	1,092,837	1.98
▶ Institut National de la Sante et de la Recherche Medicale (Inserm)	7	80,429	1,052,267	1.55
▶ University College London	8	86,202	1,008,126	1.77
▶ University of California Berkeley	9	57,192	1,000,368	2.07
▶ University of Washington Seattle	10	68,451	977,584	2.09
▶ University of Cambridge	11	69,372	972,465	1.84
▶ University of Michigan	12	79,945	940,924	1.75
▶ University of California Los Angeles	13	69,766	925,925	1.94
▶ University of Pennsylvania	14	71,304	917,543	1.98
▶ Pierre & Marie Curie University - Paris VI	15	68,905	873,402	1.64



Кыргызстан жана Туркиянын илимий макалаларынын Бүткүл Дүйнөдөгү анализи

Kırgızistan ve Türkiye'nin Bilimsel Yayınlarının Tüm Dünya'daki Analizi



Макала санына карата (жалпы 217 өлкө) Yayın Sayısına Göre (Toplam 217 Ülke)

Name	Rank	Web of Science Documents	Times Cited	Category Normalized Citation Impact
▶ RUSSIA	16	259,840	1,088,048	0.82
▶ TURKEY	18	225,896	914,222	0.73
▶ KAZAKHSTAN	79	7,198	18,114	0.76
▶ UZBEKISTAN	103	2,860	8,682	0.51
▶ KYRGYZSTAN	144	796	5,360	0.98
▶ TAJIKISTAN	161	487	1,575	0.46
▶ TURKMENISTAN	191	139	726	1.78
7 pinned items				
<input type="checkbox"/> ▶ USA	1	3,881,580	31,698,515	1.31
<input type="checkbox"/> ▶ CHINA MAINLAND	2	1,995,385	12,403,945	0.9
<input type="checkbox"/> ▶ UNITED KINGDOM	3	1,120,211	9,276,594	1.4
<input type="checkbox"/> ▶ ENGLAND	4	974,679	8,200,447	1.43
<input type="checkbox"/> ▶ GERMANY (FED REP GER)	5	922,660	8,311,905	1.34
<input type="checkbox"/> ▶ JAPAN	6	691,618	4,558,538	0.89
<input type="checkbox"/> ▶ FRANCE	7	629,768	5,528,789	1.33
<input type="checkbox"/> ▶ CANADA	8	585,205	5,024,052	1.37
<input type="checkbox"/> ▶ ITALY	9	574,527	4,690,173	1.33
<input type="checkbox"/> ▶ INDIA	10	498,823	2,515,261	0.77



Шилтеме санына карата (жалпы 217 өлкө) Atıf Sayısına Göre (Toplam 217 Ülke)

Name	Rank	Web of Science Documents	Times Cited	Category Normalized Citation Impact
▶ RUSSIA	25	259,840	1,088,048	0.82
▶ TURKEY	31	225,896	914,222	0.73
▶ KAZAKHSTAN	106	7,198	18,114	0.76
▶ UZBEKISTAN	131	2,860	8,682	0.51
▶ KYRGYZSTAN	148	796	5,360	0.98
▶ TAJIKISTAN	175	487	1,575	0.46
▶ TURKMENISTAN	191	139	726	1.78
7 pinned items				
▶ USA	1	3,881,580	31,698,515	1.31
▶ CHINA MAINLAND	2	1,995,385	12,403,945	0.9
▶ UNITED KINGDOM	3	1,120,211	9,276,594	1.4
▶ GERMANY (FED REP GER)	4	922,660	8,311,905	1.34
▶ ENGLAND	5	974,679	8,200,447	1.43
▶ FRANCE	6	629,768	5,528,789	1.33
▶ CANADA	7	585,205	5,024,052	1.37
▶ ITALY	8	574,527	4,690,173	1.33
▶ JAPAN	9	691,618	4,558,538	0.89
▶ AUSTRALIA	10	494,754	4,201,646	1.38



Жогоруда белгилеп кеткендей Кыргыз – Түрк «Манас» университетинин 2011-2016 жылдары жарык көргөн илимий макалаларындагы «**Veterinary Sciences**» изилдөө тармагы макала саны боюнча биринчи орунда турат.

Yukarda Belirtildiği Gibi, Kırgızistan-Türkiye Manas Üniversitesi'nin 2011-2016 Yılları Yayınlanmış Bilimsel Yayınlarının «**Veterinary Sciences**» Araştırma Alanı Yayın sayısına göre İlk Sıradadır.



«Veterinary Sciences» изилдөө тармагы макала жана шилтеме саны боюнча Кыргызстандагы абалы (жалпы 3 университет бул тармак менен макала жазат)
«Veterinary Sciences» Araştırma Alanı Yayın ve Atıf Sayısına Göre
Kırgızistan'daki Durumu (Toplam 3 Üniversite Bu Alanda Makale Yayınlamaktadır)

Name	Rank	▼ Web of Science Documents	Times Cited	Category Normalized Citation Impact
<input type="checkbox"/> ▶ Kyrgyz Turkish Manas University	1	25	16	0.21
<input type="checkbox"/> ▶ Kyrgyz National Agrarian University	2	2	2	0.21
<input type="checkbox"/> ▶ American University of Central Asia	3	1	1	0.17



«Veterinary Sciences» изилдөө тармагы макала саны боюнча
Орто Азиядагы абалы (жалпы 9 университет бул тармак менен макала жазат)
«Veterinary Sciences» Araştırma Alanı Yayın Sayısına Göre
Orta Asya'daki Durumu (Toplam 9 Üniversite Bu Alanda Yayın Üretmektedir)

Name	Rank	Web of Science Documents	Times Cited	Category Normalized Citation Impact
<input type="checkbox"/> ▶ Kyrgyz Turkish Manas University	1	25	16	0.21
<input type="checkbox"/> ▶ Kazakh National Agrarian University	2	19	7	0.14
<input type="checkbox"/> ▶ Baitursynov Kostanay State University	3	7	9	0.82
<input type="checkbox"/> ▶ Al-Farabi Kazakh National University	4	4	3	0.29
<input type="checkbox"/> ▶ Kyrgyz National Agrarian University	5	2	2	0.21
<input type="checkbox"/> ▶ American University of Central Asia	6	1	1	0.17
<input type="checkbox"/> ▶ Asfendiyarov Kazakh National Medical University	6	1	1	1.17
<input type="checkbox"/> ▶ West Kazakhstan Agrarian Technology University	6	1	0	0
<input type="checkbox"/> ▶ Semey State University Shakarim	6	1	0	0





Indicators: Web of Science Documents. **Organization Type:**Academic. **Location:**KYRGYZSTAN,KAZAKHSTAN,TURKMENISTAN,TAJIKISTAN,UZBEKISTAN. **Schema:**Web of Science. **Research**

Area:VETERINARY SCIENCES. **Time Period:**2011-2016

InCites dataset updated Nov 18, 2017. Includes Web of Science content indexed through Sep 30, 2017. Export Date: Nov 20, 2017.



«Veterinary Sciences» изилдөө тармагы шилтеме саны боюнча
Орто Азиядагы абалы (жалпы 9 университет бул тармак менен макала жазат)
«Veterinary Sciences» Araştırma Alanı Atıf Sayısına Göre
Orta Asya'daki Durumu (Toplam 9 Üniversite Bu Alanda Makale Yayınlamaktadır)

Name	Rank	Web of Science Documents	▼ Times Cited	Category Normalized Citation Impact
<input type="checkbox"/> ▶ Kyrgyz Turkish Manas University	1	25	16	0.21
<input type="checkbox"/> ▶ Baitursynov Kostanay State University	2	7	9	0.82
<input type="checkbox"/> ▶ Kazakh National Agrarian University	3	19	7	0.14
<input type="checkbox"/> ▶ Al-Farabi Kazakh National University	4	4	3	0.29
<input type="checkbox"/> ▶ Kyrgyz National Agrarian University	5	2	2	0.21
<input type="checkbox"/> ▶ American University of Central Asia	6	1	1	0.17
<input type="checkbox"/> ▶ Asfendiyarov Kazakh National Medical University	6	1	1	1.17
<input type="checkbox"/> ▶ West Kazakhstan Agrarian Technology University	8	1	0	0
<input type="checkbox"/> ▶ Semey State University Shakarim	8	1	0	0





Indicators: Times Cited. **Organization Type:** Academic. **Location:** KYRGYZSTAN, KAZAKHSTAN, TURKMENISTAN, TAJIKISTAN, UZBEKISTAN. **Schema:** Web of Science. **Research Area:** VETERINARY SCIENCES. **Time Period:** 2011-2016

InCites dataset updated Nov 18, 2017. Includes Web of Science content indexed through Sep 30, 2017. Export Date: Nov 20, 2017.



«Veterinary Sciences» изилдөө тармагы макала саны боюнча

Кыргызстан жана Түркиядагы абалы (жалпы 127 университет бул тармак менен макала жазат)

«Veterinary Sciences» Araştırma Alanı Yayın Sayısına Göre

Kırgızistan ve Türkiye'deki Durumu (Toplam 127 Üniversite Bu Alanda Makale Yayınlamaktadır)

Name	Rank	Web of Science Documents	Times Cited	Category Normalized Citation Impact
Kyrgyz Turkish Manas University	37	25	16	0.21
1 pinned items				
Ankara University	1	491	644	0.3
Selcuk University	2	292	488	0.75
Istanbul University	3	289	478	0.38
Ataturk University	4	275	470	0.41
Uludag University	4	275	586	0.43
Kafkas University	6	263	398	0.38
Ondokuz Mayıs University	7	257	428	0.33
Adnan Menderes University	8	251	442	0.54
Firat University	9	226	529	0.46
Erciyes University	10	188	355	0.33
Mehmet Akif Ersoy University	10	188	174	0.21
Yuzuncu Yil University	12	148	173	0.23
Afyon Kocatepe University	13	140	213	0.32
Mustafa Kemal University	14	133	229	0.35
Kirikkale University	15	131	243	0.41



«Veterinary Sciences» изилдөө тармагы шилтеме саны боюнча

Кыргызстан жана Түркиядагы абалы (жалпы 127 университет бул тармак менен макала жазат)

«Veterinary Sciences» Araştırma Alanı Atıf Sayısına Göre

Kırgızistan ve Türkiye'deki Durumu (Toplam 127 Üniversite Bu Alanda Makale Yayınlamaktadır)

Name	Rank	Web of Science Documents	Times Cited	Category Normalized Citation Impact
▶ Kyrgyz Turkish Manas University	57	25	16	0.21
1 pinned items				
<input type="checkbox"/> ▶ Ankara University	1	491	644	0.3
<input type="checkbox"/> ▶ Uludag University	2	275	586	0.43
<input type="checkbox"/> ▶ Fırat University	3	226	529	0.46
<input type="checkbox"/> ▶ Selçuk University	4	292	488	0.75
<input type="checkbox"/> ▶ İstanbul University	5	289	478	0.38
<input type="checkbox"/> ▶ Atatürk University	6	275	470	0.41
<input type="checkbox"/> ▶ Adnan Menderes University	7	251	442	0.54
<input type="checkbox"/> ▶ Ondokuz Mayıs University	8	257	428	0.33
<input type="checkbox"/> ▶ Kafkas University	9	263	398	0.38
<input type="checkbox"/> ▶ Erciyes University	10	188	355	0.33
<input type="checkbox"/> ▶ Kirikkale University	11	131	243	0.41
<input type="checkbox"/> ▶ Mustafa Kemal University	12	133	229	0.35
<input type="checkbox"/> ▶ Ege University	13	112	225	0.38
<input type="checkbox"/> ▶ Afyon Kocatepe University	14	140	213	0.32
<input type="checkbox"/> ▶ Cukurova University	15	72	205	0.57



«Veterinary Sciences» изилдөө тармагы макала саны боюнча
Бүткүл Дүйнөдөгү абалы (жалпы 2758 университет бул тармак менен макала жазат)
«Veterinary Sciences» Araştırma Alanı Yayın Sayısına Göre
Tüm Dünya'daki Durumu (Toplam 2758 Üniversite Bu Alanda Makale Yayınlamaktadır)

Name	Rank	Web of Science Documents	Times Cited	Category Normalized Citation Impact
▶ Kyrgyz Turkish Manas University	693	25	16	0.21
1 pinned items				
▶ University of California Davis	1	2,216	9,693	1.11
▶ Universidade Estadual Paulista	2	1,722	4,597	0.59
▶ University of London Royal Veterinary College	3	1,519	8,006	1.64
▶ Ghent University	4	1,466	8,190	1.23
▶ Colorado State University	5	1,396	6,111	1.2
▶ Universidade de Sao Paulo	6	1,387	4,514	0.73
▶ University of Guelph	7	1,244	6,568	1.44
▶ Cornell University	8	1,201	5,606	1.16
▶ University of Georgia	9	1,169	5,254	1.15
▶ North Carolina State University	10	1,153	5,299	1.31
▶ University of Zurich	11	1,149	5,037	1.15
▶ University of Pennsylvania	12	1,143	5,463	1.28
▶ University of Veterinary Medicine Vienna	13	1,097	4,401	1.09
▶ University of Florida	14	1,080	4,416	1.17
▶ University of Utrecht	15	1,065	6,115	1.31



«Veterinary Sciences» изилдөө тармагы шилтеме саны боюнча
Бүткүл Дүйнөдөгү абалы (жалпы 2758 университет бул тармак менен макала жазат)
«Veterinary Sciences» Araştırma Alanı Atıf Sayısına Göre
Tüm Dünya'daki Durumu (Toplam 2758 Üniversite Bu Alanda Makale Yayınlamaktadır)

Name	Rank	Web of Science Documents	Times Cited	Category Normalized Citation Impact
▶ Kyrgyz Turkish Manas University	1,522	25	16	0.21
1 pinned items				
▶ University of California Davis	1	2,216	9,693	1.11
▶ Ghent University	2	1,466	8,190	1.23
▶ University of London Royal Veterinary College	3	1,519	8,006	1.64
▶ University of Guelph	4	1,244	6,568	1.44
▶ University of Utrecht	5	1,065	6,115	1.31
▶ Colorado State University	6	1,396	6,111	1.2
▶ Cornell University	7	1,201	5,606	1.16
▶ University of Copenhagen	8	906	5,512	1.5
▶ University of Pennsylvania	9	1,143	5,463	1.28
▶ North Carolina State University	10	1,153	5,299	1.31
▶ University of Georgia	11	1,169	5,254	1.15
▶ Swedish University of Agricultural Sciences	12	975	5,229	1.37
▶ University of Zurich	13	1,149	5,037	1.15
▶ Wageningen University & Research	14	625	4,800	1.69
▶ University of Edinburgh	15	1,010	4,786	1.48
▶ Universidade Estadual Paulista	16	1,722	4,597	0.59



Төмөндө белгилеп кеткендей Кыргыз – Түрк «Манас» университетинин 2011-2016 жылдары жарык көргөн илимий макалаларындагы «**Electrochemistry**» изилдөө тармагы макала саны боюнча экинчи орунда, шилтеме саны боюнча биринчи орунда турат.

Aşağıda Belirtildiği Gibi, Kırgızistan-Türkiye Manas Üniversitesi'nin 2011-2016 Yılları Yayınlanmış Bilimsel Yayınlarının «**Electrochemistry**» Araştırma Alanı Yayın Sayısına Göre İkinci, Atıf Sayısına Göre Birinci Sırada.



«Electrochemistry» изилдөө тармагы макала саны боюнча
Орто Азиядагы абалы (жалпы 6 университет бул тармак менен макала жазат)
«Electrochemistry» Araştırma Alanı Yayın Sayısına Göre
Orta Asya'daki Durumu (Toplam 6 Üniversite Bu Alanda Makale Yayınlamaktadır)

	Name	Rank	▼ Web of Science Documents	Times Cited	Category Normalized Citation Impact
<input type="checkbox"/>	▶ Nazarbayev University	1	27	262	1.08
<input type="checkbox"/>	▶ Kyrgyz Turkish Manas University	2	16	351	1.74
<input type="checkbox"/>	▶ Al-Farabi Kazakh National University	3	6	3	0.1
<input type="checkbox"/>	▶ National University of Uzbekistan	4	1	1	0.05
<input type="checkbox"/>	▶ Satpayev Kazakh National Technical University	4	1	1	0.07
<input type="checkbox"/>	▶ L.N. Gumilyov Eurasian National University	4	1	0	0



Nazarbayev University

27

Kyrgyz Turkish Manas University

16

Al-Farabi Kazakh National University

6

National University of Uzbekistan

1

Satpayev Kazakh National Technical University

1

L.N. Gumilyov Eurasian National University

1

0 2 4 6 8 10 12 14 16 18 20 22 24 26

Indicators: Web of Science Documents. **Organization Type:**Academic. **Location:**KYRGYZSTAN,KAZAKHSTAN,TURKMENISTAN,TAJIKISTAN,UZBEKISTAN. **Schema:**Web of Science. **Research****Area:**ELECTROCHEMISTRY. **Time Period:**2011-2016

InCites dataset updated Nov 18, 2017. Includes Web of Science content indexed through Sep 30, 2017. Export Date: Nov 20, 2017.

**KTMÜ-KÜTÜPHANE VE DOKÜMANTASYON DAİRESİ BAŞKANLIĞI**

"Gelecek Elimizde..."

«Electrochemistry» изилдөө тармагы **шилтеме саны** боюнча
Орто Азиядагы абалы (жалпы 6 университет бул тармак менен макала жазат)
«Electrochemistry» Araştırma Alanı **Atıf Sayısına Göre**
Orta Asya'daki Durumu (Toplam 6 Üniversite Bu Alanda Makale Yayınlamaktadır)

	Name	Rank	Web of Science Documents	▼ Times Cited	Category Normalized Citation Impact
<input type="checkbox"/>	▶ Kyrgyz Turkish Manas University	1	16	351	1.74
<input type="checkbox"/>	▶ Nazarbayev University	2	27	262	1.08
<input type="checkbox"/>	▶ Al-Farabi Kazakh National University	3	6	3	0.1
<input type="checkbox"/>	▶ National University of Uzbekistan	4	1	1	0.05
<input type="checkbox"/>	▶ Satpayev Kazakh National Technical University	4	1	1	0.07
<input type="checkbox"/>	▶ L.N. Gumilyov Eurasian National University	6	1	0	0



Kyrgyz Turkish Manas University

351

Nazarbayev University

262

Al-Farabi Kazakh National University

National University of Uzbekistan

Satpayev Kazakh National Technical University

L.N. Gumilyov Eurasian National University

0 50 100 150 200 250 300 350

Indicators: Times Cited. **Organization Type:**Academic. **Location:**KYRGYZSTAN,KAZAKHSTAN,TURKMENISTAN,TAJKISTAN,UZBEKISTAN. **Schema:**Web of Science. **Research****Area:**ELECTROCHEMISTRY. **Time Period:**2011-2016

InCites dataset updated Nov 18, 2017. Includes Web of Science content indexed through Sep 30, 2017. Export Date: Nov 20, 2017.



«Electrochemistry» изилдөө тармагы макала саны боюнча
Кыргызстан жана Түркиядагы абалы (жалпы 127 университет бул тармак менен макала жазат)
«Electrochemistry» Araştırma Alanı Yayın Sayısına Göre
Kırgızistan ve Türkiye'deki Durumu (Toplam 127 Üniversite Bu Alanda Makale Yayınlamaktadır)

Name	Rank	Web of Science Documents	Times Cited	Category Normalized Citation Impact
▶ Kyrgyz Turkish Manas University	33	16	351	1.74
1 pinned items				
▶ Middle East Technical University	1	137	1,473	0.88
▶ Ege University	2	101	1,011	0.95
▶ Gazi University	3	96	897	0.93
▶ Istanbul Teknik University	4	94	838	0.96
▶ Ankara University	5	81	812	0.98
▶ Gebze Teknik University	6	65	516	0.98
▶ Yıldız Technical University	7	57	497	0.83
▶ Selcuk University	8	55	696	1.28
▶ Canakkale Onsekiz Mart University	9	50	706	1.13
▶ Marmara University	10	46	470	0.87
▶ Hacettepe University	11	44	793	1.93
▶ Omer Halis Demir University	12	41	329	0.94
▶ Sinop University	13	38	1,014	3.57
▶ Dokuz Eylul University	14	35	486	0.8
▶ Cukurova University	15	33	334	0.71



«Electrochemistry» изилдөө тармагы шилтеме саны боюнча Кыргызстан жана Түркиядагы абалы (жалпы 127 университет бул тармак менен макала жазат)
 «Electrochemistry» Araştırma Alanı Atıf Sayısına Göre
 Kırgızistan ve Türkiye'deki Durumu (Toplam 127 Üniversite Bu Alanda Yayın Üretmektedir)

Name	Rank	Web of Science Documents	Times Cited	Category Normalized Citation Impact
▶ Kyrgyz Turkish Manas University	17	16	351	1.74
1 pinned items				
▶ Middle East Technical University	1	137	1,473	0.88
▶ Sinop University	2	38	1,014	3.57
▶ Ege University	3	101	1,011	0.95
▶ Gazi University	4	96	897	0.93
▶ Dumlupinar University	5	33	874	2.82
▶ Istanbul Teknik University	6	94	838	0.96
▶ Ankara University	7	81	812	0.98
▶ Hacettepe University	8	44	793	1.93
▶ Canakkale Onsekiz Mart University	9	50	706	1.13
▶ Selcuk University	10	55	696	1.28
▶ Gebze Teknik University	11	65	516	0.98
▶ Yıldız Technical University	12	57	497	0.83
▶ Dokuz Eylül University	13	35	486	0.8
▶ Marmara University	14	46	470	0.87
▶ Pamukkale University	15	31	458	2.94
▶ Yuzuncu Yil University	16	23	366	1.2



«Electrochemistry» изилдөө тармагы макала саны боюнча
Бүткүл Дүйнөдөгү абалы (жалпы 3037 университет бул тармак менен макала жазат)
«Electrochemistry» Araştırma Alanı Yayın Sayısına Göre
Tüm Dünya'daki Durumu (Toplam 3037 Üniversite Bu Alanda Makale Yayınlamaktadır)

Name	Rank	Web of Science Documents	Times Cited	Category Normalized Citation Impact
Kyrgyz Turkish Manas University	1,314	16	351	1.74
1 pinned items				
University of Science & Technology (UST)	1	1,173	11,894	0.89
Tsinghua University	2	968	12,749	1.2
Indian Institute of Technology (IIT)	3	897	9,916	1.28
Harbin Institute of Technology	4	852	9,052	1
Zhejiang University	5	845	13,660	1.42
Central South University	6	697	10,810	1.47
Council of Scientific & Industrial Research (CSIR) - India	7	669	7,723	1.12
Tianjin University	8	619	7,711	1.21
Jilin University	9	610	9,340	1.73
Nanyang Technological University	10	584	10,195	1.46
Nanyang Technological University & National Institute of Education (NIE) Singapore	10	584	10,195	1.46
Shanghai Jiao Tong University	12	582	7,089	1.13
Huazhong University of Science & Technology	13	573	7,405	1.33
Seoul National University	14	571	6,776	1.01
University of Science & Technology of China	15	548	7,236	1.17



«Electrochemistry» изилдөө тармагы шилтеме саны боюнча
Бүткүл Дүйнөдөгү абалы (жалпы 3037 университет бул тармак менен макала жазат)
«Electrochemistry» Araştırma Alanı Atıf Sayısına Göre
Tüm Dünya'daki Durumu (Toplam 3037 Üniversite Bu Alanda Makale Yayınlamaktadır)

Name	Rank	Web of Science Documents	Times Cited	Category Normalized Citation Impact
Kyrgyz Turkish Manas University	828	16	351	1.74
1 pinned items				
Zhejiang University	1	845	13,660	1.42
Tsinghua University	2	968	12,749	1.2
University of Science & Technology (UST)	3	1,173	11,894	0.89
Central South University	4	697	10,810	1.47
Nanyang Technological University	5	584	10,195	1.46
Nanyang Technological University & National Institute of Education (NIE) Singapore	5	584	10,195	1.46
Indian Institute of Technology (IIT)	7	897	9,916	1.28
Jilin University	8	610	9,340	1.73
Harbin Institute of Technology	9	852	9,052	1
South China University of Technology	10	533	8,349	1.4
Nanjing University	11	448	7,979	1.66
Fudan University	12	398	7,856	1.6
Council of Scientific & Industrial Research (CSIR) - India	13	669	7,723	1.12
Tianjin University	14	619	7,711	1.21
Huazhong University of Science & Technology	15	573	7,405	1.33



Төмөндө белгилеп кеткендей Кыргыз – Түрк «Манас» университетинин 2011-2016 жылдары жарык көргөн илимий макалаларындагы «**Chemistry, Analytical**» изилдөө тармагы макала саны боюнча үчүнчү орунда, шилтеме саны боюнча экинчи орунда турат.

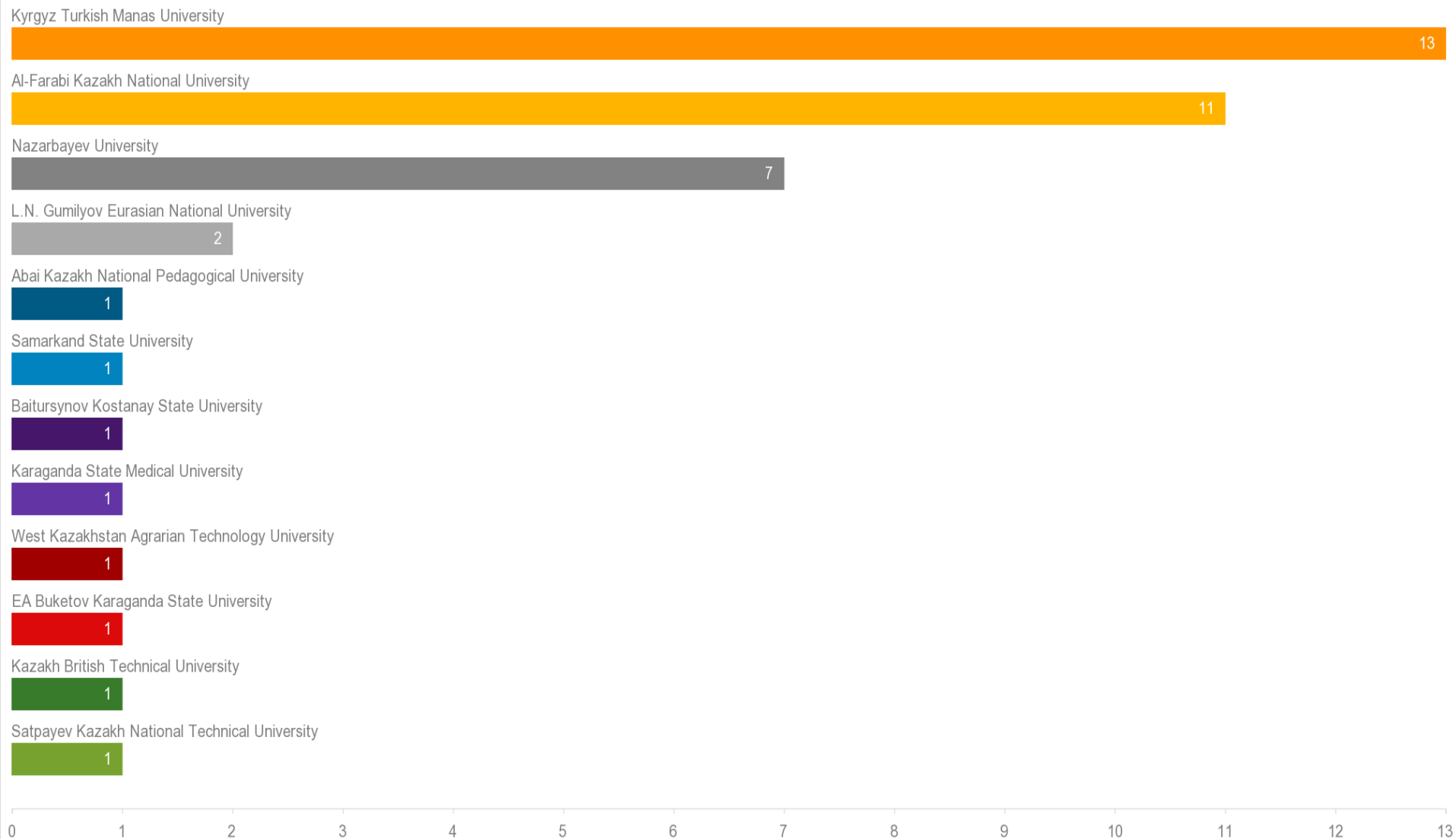
Aşağıda Belirtildiği Gibi, Kırgızistan-Türkiye «Manas» Üniversitesi'nin 2011-2016 Yılları Yayınlanmış Bilimsel Yayınlarının «**Chemistry, Analytical**» Araştırma Alanı Yayın Sayısına Göre Üçüncü, Atıf Sayısına Göre İkinci Sırada.



«Chemistry, Analytical» изилдөө тармагы макала саны боюнча
Орто Азиядагы абалы (жалпы 12 университет бул тармак менен макала жазат)
«Chemistry, Analytical» Araştırma Alanı Yayın Sayısına Göre
Orta Asya'daki Durumu (Toplam 12 Üniversite Bu Alanda Makale Yayınlamaktadır)

Name	Rank	Web of Science Documents	Times Cited	Category Normalized Citation Impact
<input type="checkbox"/> ▶ Kyrgyz Turkish Manas University	1	13	290	1.74
<input type="checkbox"/> ▶ Al-Farabi Kazakh National University	2	11	46	0.59
<input type="checkbox"/> ▶ Nazarbayev University	3	7	35	0.95
<input type="checkbox"/> ▶ L.N. Gumilyov Eurasian National University	4	2	1	0.08
<input type="checkbox"/> ▶ Abai Kazakh National Pedagogical University	5	1	8	3.13
<input type="checkbox"/> ▶ Samarkand State University	5	1	3	0.16
<input type="checkbox"/> ▶ Baitursynov Kostanay State University	5	1	5	0.49
<input type="checkbox"/> ▶ Karaganda State Medical University	5	1	2	0.87
<input type="checkbox"/> ▶ West Kazakhstan Agrarian Technology University	5	1	2	0.13
<input type="checkbox"/> ▶ EA Buketov Karaganda State University	5	1	5	1.61
<input type="checkbox"/> ▶ Kazakh British Technical University	5	1	7	1.24
<input type="checkbox"/> ▶ Satpayev Kazakh National Technical University	5	1	0	0





Indicators: Web of Science Documents. **Organization Type:**Academic. **Location:**KYRGYZSTAN,KAZAKHSTAN,TURKMENISTAN,TAJIKISTAN,UZBEKISTAN. **Schema:**Web of Science. **Research Area:**CHEMISTRY, ANALYTICAL. **Time Period:**2011-2016

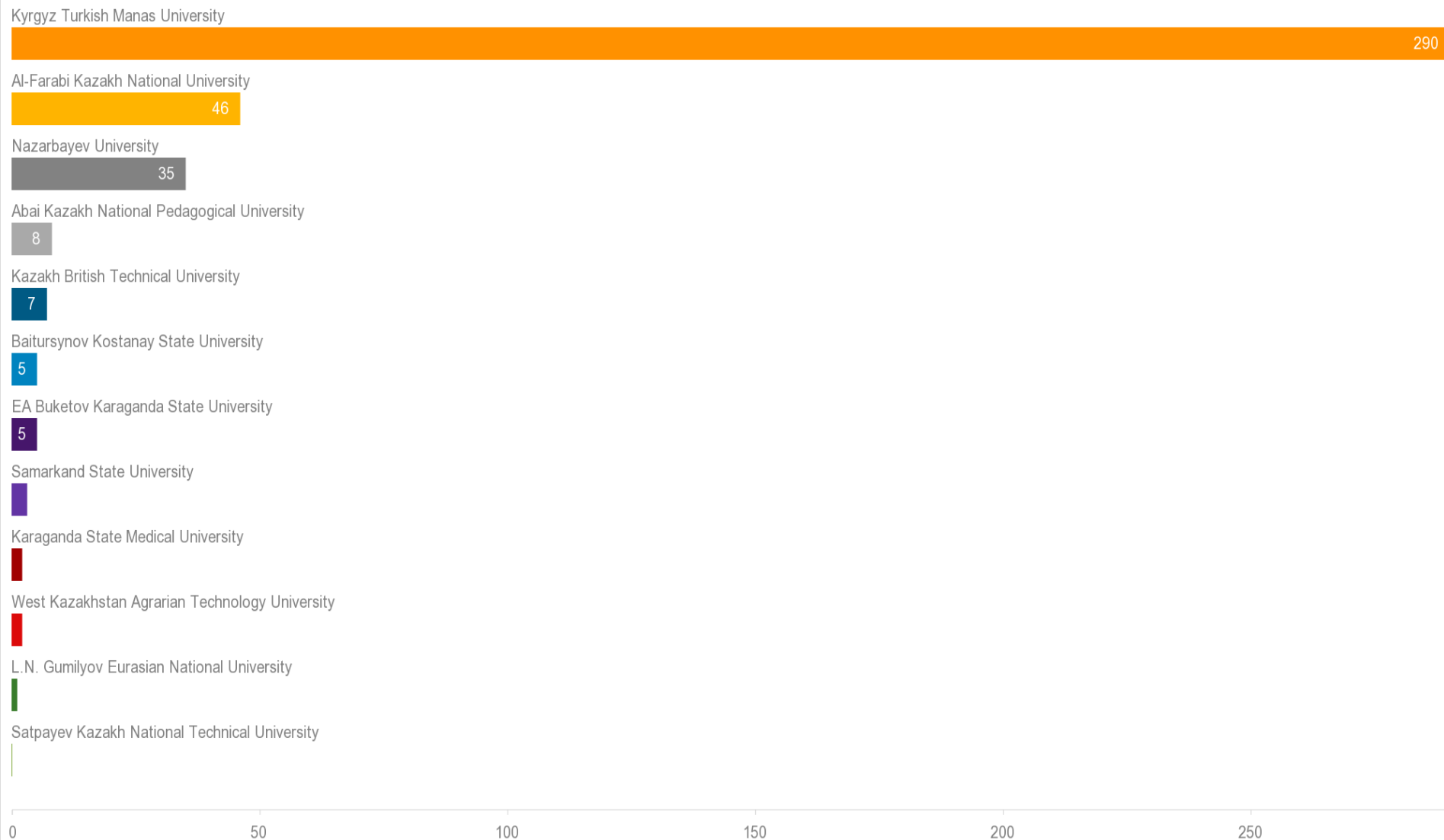
InCites dataset updated Nov 18, 2017. Includes Web of Science content indexed through Sep 30, 2017. Export Date: Nov 21, 2017.



«Chemistry, Analytical» изилдөө тармагы шилтеме саны боюнча
Орто Азиядагы абалы (жалпы 12 университет бул тармак менен макала жазат)
«Chemistry, Analytical» Araştırma Alanı Atıf Sayısına Göre
Orta Asya'daki Durumu (Toplam 12 Üniversite Bu Alanda Makale Yayınlamaktadır)

Name	Rank	Web of Science Documents	Times Cited	Category Normalized Citation Impact
<input type="checkbox"/> ▶ Kyrgyz Turkish Manas University	1	13	290	1.74
<input type="checkbox"/> ▶ Al-Farabi Kazakh National University	2	11	46	0.59
<input type="checkbox"/> ▶ Nazarbayev University	3	7	35	0.95
<input type="checkbox"/> ▶ Abai Kazakh National Pedagogical University	4	1	8	3.13
<input type="checkbox"/> ▶ Kazakh British Technical University	5	1	7	1.24
<input type="checkbox"/> ▶ Baitursynov Kostanay State University	6	1	5	0.49
<input type="checkbox"/> ▶ EA Buketov Karaganda State University	6	1	5	1.61
<input type="checkbox"/> ▶ Samarkand State University	8	1	3	0.16
<input type="checkbox"/> ▶ Karaganda State Medical University	9	1	2	0.87
<input type="checkbox"/> ▶ West Kazakhstan Agrarian Technology University	9	1	2	0.13
<input type="checkbox"/> ▶ L.N. Gumilyov Eurasian National University	11	2	1	0.08
<input type="checkbox"/> ▶ Satpayev Kazakh National Technical University	12	1	0	0





Indicators: Times Cited. **Organization Type:**Academic. **Location:**KYRGYZSTAN,KAZAKHSTAN,TURKMENISTAN,TAJIKISTAN,UZBEKISTAN. **Schema:**Web of Science. **Research Area:**CHEMISTRY, ANALYTICAL. **Time Period:**2011-2016

InCites dataset updated Nov 18, 2017. Includes Web of Science content indexed through Sep 30, 2017. Export Date: Nov 21, 2017.



«Chemistry, Analytical» изилдөө тармагы макала саны боюнча

Кыргызстан жана Түркиядагы абалы (жалпы 140 университет бул тармак менен макала жазат)

«Chemistry, Analytical» Araştırma Alanı Yayın Sayısına Göre

Kırgızistan ve Türkiye'deki Durumu (Toplam 140 Üniversite Bu Alanda Makale Yayınlamaktadır)

Name	Rank	Web of Science Documents	Times Cited	Category Normalized Citation Impact
▶ Kyrgyz Turkish Manas University	54	13	290	1.74
1 pinned items				
▶ Ege University	1	209	1,671	0.88
▶ Ankara University	2	141	1,141	0.91
▶ Hacettepe University	3	140	1,873	1.48
▶ Erciyes University	4	130	1,409	1.33
▶ Middle East Technical University	5	117	1,105	0.89
▶ Istanbul University	6	107	700	0.58
▶ Gazi University	7	103	968	1.11
▶ Istanbul Teknik University	8	88	887	0.97
▶ Selcuk University	9	81	931	1.25
▶ Yıldız Technical University	10	71	378	0.64
▶ Anadolu University	11	66	755	1.16
▶ Ataturk University	12	60	261	0.48
▶ Dokuz Eylul University	13	58	360	0.79
▶ Pamukkale University	14	54	587	1.99
▶ Gebze Teknik University	15	44	369	1.18
▶ Marmara University	16	42	250	0.69



«Chemistry, Analytical» изилдөө тармагы шилтеме саны боюнча

Кыргызстан жана Түркиядагы абалы (жалпы 140 университет бул тармак менен макала жазат)

«Chemistry, Analytical» Araştırma Alanı Atıf Sayısına Göre

Kırgızistan ve Türkiye'deki Durumu (Toplam 140 Üniversite Bu Alanda Makale Yayınlamaktadır)

Name	Rank	Web of Science Documents	Times Cited	Category	Normalized Citation Impact
▶ Kyrgyz Turkish Manas University	22	13	290		1.74
1 pinned items					
▶ Hacettepe University	1	140	1,873		1.48
▶ Ege University	2	209	1,671		0.88
▶ Erciyes University	3	130	1,409		1.33
▶ Ankara University	4	141	1,141		0.91
▶ Middle East Technical University	5	117	1,105		0.89
▶ Gazi University	6	103	968		1.11
▶ Selcuk University	7	81	931		1.25
▶ Istanbul Teknik University	8	88	887		0.97
▶ Anadolu University	9	66	755		1.16
▶ Istanbul University	10	107	700		0.58
▶ Pamukkale University	11	54	587		1.99
▶ Sinop University	12	19	583		5.29
▶ Ihsan Dogramaci Bilkent University	13	32	428		1.37
▶ Sabanci University	14	32	393		1
▶ Yıldız Technical University	15	71	378		0.64
▶ Karadeniz Teknik University	16	36	371		0.93



«Chemistry, Analytical» изилдөө тармагы макала саны боюнча
Бүткүл Дүйнөдөгү абалы (жалпы 3541 университет бул тармак менен макала жазат)
«Chemistry, Analytical» Araştırma Alanı Yayın Sayısına Göre
Tüm Dünya'daki Durumu (Toplam 3541 Üniversite Bu Alanda Makale Yayınlamaktadır)

Name	Rank	Web of Science Documents	Times Cited	Category	Normalized Citation Impact
Kyrgyz Turkish Manas University	1,869	13	290		1.74
1 pinned items					
Zhejiang University	1	1,132	11,185		1.08
Jilin University	2	985	11,374		1.37
Hunan University	3	917	14,832		1.83
Universidade de Sao Paulo	4	900	6,218		0.75
University of Science & Technology (UST)	5	893	6,606		0.83
Council of Scientific & Industrial Research (CSIR) - India	6	885	7,293		0.91
Wuhan University	7	878	11,433		1.45
Nanjing University	8	866	15,945		1.95
Tsinghua University	9	842	9,955		1.31
Czech Academy of Sciences	10	804	6,535		0.9
Indian Institute of Technology (IIT)	11	759	8,557		1.36
Consiglio Nazionale delle Ricerche (CNR)	12	748	6,442		1.22
Southwest University - China	13	693	10,402		1.74
Peking University	14	681	6,906		1.09
Sichuan University	15	657	6,525		1.17



«Chemistry, Analytical» изилдөө тармагы шилтеме саны боюнча
Бүткүл Дүйнөдөгү абалы (жалпы 3541 университет бул тармак менен макала жазат)
«Chemistry, Analytical» Araştırma Alanı Atıf Sayısına Göre
Tüm Dünya'daki Durumu (Toplam 3541 Üniversite Bu Alanda Makale Yayınlamaktadır)

Name	Rank	Web of Science Documents	Times Cited	Category Normalized Citation Impact
Kyrgyz Turkish Manas University	1,177	13	290	1.74
1 pinned items				
Nanjing University	1	866	15,945	1.95
Hunan University	2	917	14,832	1.83
Wuhan University	3	878	11,433	1.45
Jilin University	4	985	11,374	1.37
Zhejiang University	5	1,132	11,185	1.08
Southwest University - China	6	693	10,402	1.74
Harvard University	7	536	10,325	1.79
Tsinghua University	8	842	9,955	1.31
Fuzhou University	9	509	8,798	1.87
Indian Institute of Technology (IIT)	10	759	8,557	1.36
University of Jinan	11	447	8,203	2.26
National University of Singapore	12	487	7,812	1.5
Nankai University	13	437	7,455	1.66
Council of Scientific & Industrial Research (CSIR) - India	14	885	7,293	0.91
Nanyang Technological University	15	474	7,286	1.45



Төмөндө белгилеп кеткендей Кыргыз – Түрк «Манас» университетинин 2011-2016 жылдары жарык көргөн илимий макалаларындагы «**Food Science & Technology**» изилдөө тармагы макала саны боюнча төртүнчү орунда, шилтеме саны боюнча сегизинчи орунда турат.

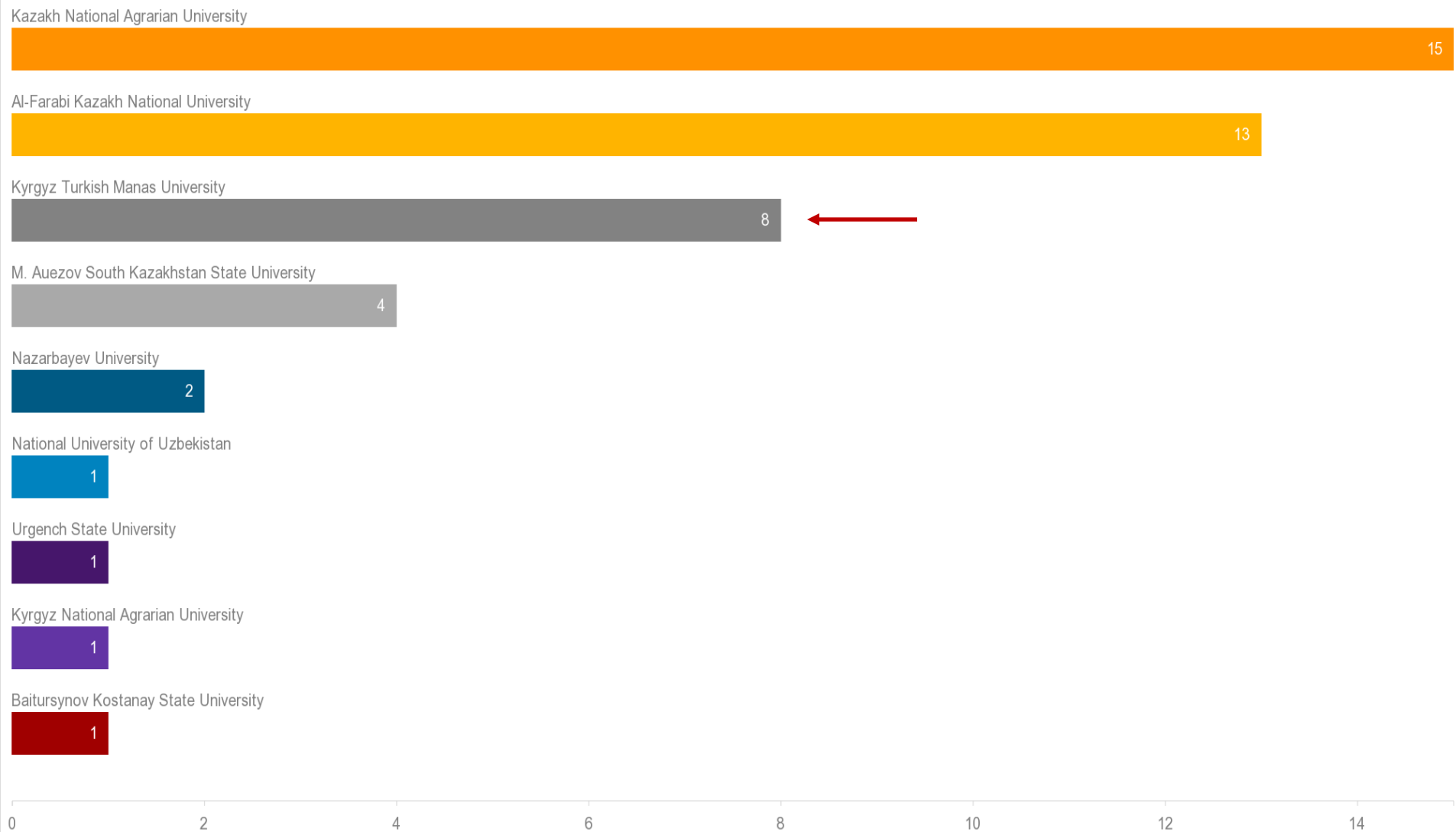
Aşağıda Belirtildiği Gibi, Kırgızistan-Türkiye «Manas» Üniversitesinin 2011-2016 Yılları Yayınlanmış Bilimsel Yayınlarının «**Food Science & Technology**» Araştırma Alanı Yayın Sayısına Göre Dördüncü, Atıf Sayısına Göre Sekizinci Sıradaır.



«Food Science & Technology» изилдөө тармагы **макала саны** боюнча
Орто Азиядагы абалы (жалпы 9 университет бул тармак менен макала жазат)
«Food Science & Technology» Araştırma Alanı **Yayın Sayısına Göre**
Orta Asya'daki Durumu (Toplam 9 Üniversite Bu Alanda Makale Yayınlamaktadır)

Name	Rank	Web of Science Documents	Times Cited	Category Normalized Citation Impact
<input type="checkbox"/> ▶ Kazakh National Agrarian University	1	15	47	0.48
<input type="checkbox"/> ▶ Al-Farabi Kazakh National University	2	13	75	0.81
<input type="checkbox"/> ▶ Kyrgyz Turkish Manas University	3	8	44	0.54
<input type="checkbox"/> ▶ M. Auezov South Kazakhstan State University	4	4	6	0.65
<input type="checkbox"/> ▶ Nazarbayev University	5	2	14	0.66
<input type="checkbox"/> ▶ National University of Uzbekistan	6	1	3	0.35
<input type="checkbox"/> ▶ Urgench State University	6	1	4	0.33
<input type="checkbox"/> ▶ Kyrgyz National Agrarian University	6	1	2	2.26
<input type="checkbox"/> ▶ Baitursynov Kostanay State University	6	1	30	4.53





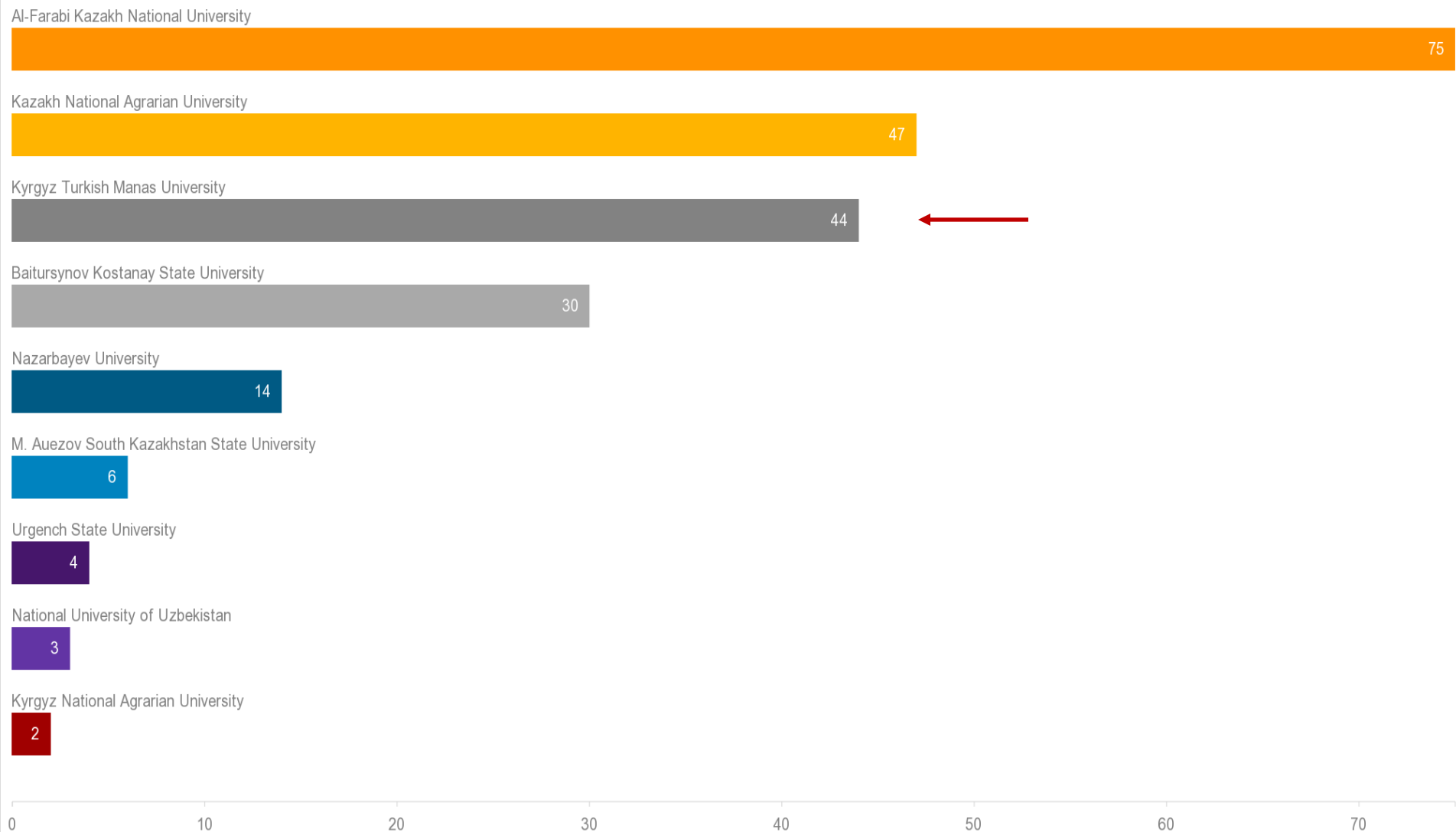
Indicators: Web of Science Documents. **Organization Type:**Academic. **Location:**KYRGYZSTAN,TURKMENISTAN,TAJIKISTAN,UZBEKISTAN,KAZAKHSTAN. **Schema:**Web of Science. **Research Area:**FOOD SCIENCE & TECHNOLOGY. **Time Period:**2011-2016
InCites dataset updated Nov 18, 2017. Includes Web of Science content indexed through Sep 30, 2017. Export Date: Nov 21, 2017.



«Food Science & Technology» изилдөө тармагы шилтеме саны боюнча
Орто Азиядагы абалы (жалпы 9 университет бул тармак менен макала жазат)
«Food Science & Technology» Araştırma Alanı Atıf Sayısına Göre
Orta Asya'daki Durumu (Toplam 9 Üniversite Bu Alanda Makale Yayınlamaktadır)

	Name	Rank	Web of Science Documents	▼ Times Cited	Category Normalized Citation Impact
<input type="checkbox"/>	▶ Al-Farabi Kazakh National University	1	13	75	0.81
<input type="checkbox"/>	▶ Kazakh National Agrarian University	2	15	47	0.48
<input type="checkbox"/>	▶ Kyrgyz Turkish Manas University	3	8	44	0.54
<input type="checkbox"/>	▶ Baitursynov Kostanay State University	4	1	30	4.53
<input type="checkbox"/>	▶ Nazarbayev University	5	2	14	0.66
<input type="checkbox"/>	▶ M. Auezov South Kazakhstan State University	6	4	6	0.65
<input type="checkbox"/>	▶ Urgench State University	7	1	4	0.33
<input type="checkbox"/>	▶ National University of Uzbekistan	8	1	3	0.35
<input type="checkbox"/>	▶ Kyrgyz National Agrarian University	9	1	2	2.26





Indicators: Times Cited. **Organization Type:**Academic. **Location:**KYRGYZSTAN,TURKMENISTAN,TAJIKISTAN,UZBEKISTAN,KAZAKHSTAN. **Schema:**Web of Science. **Research Area:**FOOD SCIENCE & TECHNOLOGY. **Time Period:**2011-2016

InCites dataset updated Nov 18, 2017. Includes Web of Science content indexed through Sep 30, 2017. Export Date: Nov 21, 2017.



«Food Science & Technology» изилдөө тармагы **макала саны** боюнча Кыргызстан жана Түркиядагы абалы (жалпы 142 университет бул тармак менен макала жазат)
«Food Science & Technology» Araştırma Alanı **Yayın Sayısına Göre**
Kırgızistan ve Türkiye'deki Durumu (Toplam 142 Üniversite Bu Alanda Makale Yayınlamaktadır)

Name	Rank	Web of Science Documents	Times Cited	Category Normalized Citation Impact
Kyrgyz Turkish Manas University	85	8	44	0.54
1 pinned items				
Ege University	1	316	1,730	0.71
Ankara University	2	246	1,216	0.65
Hacettepe University	3	221	1,643	1.08
Erciyes University	4	220	2,100	1.21
Selcuk University	5	211	1,120	0.68
Cukurova University	6	190	942	0.65
Ataturk University	7	174	1,400	1.05
Yildiz Technical University	8	169	824	0.77
Istanbul Teknik University	9	145	1,249	1.29
Istanbul University	10	142	1,144	1.03
Akdeniz University	11	139	689	0.64
Uludag University	12	132	703	0.74
Suleyman Demirel University	13	129	589	0.66
Gazi University	14	127	967	0.91
Canakkale Onsekiz Mart University	15	124	636	0.79



«Food Science & Technology» изилдөө тармагы шилтеме саны боюнча

Кыргызстан жана Түркиядагы абалы (жалпы 142 университет бул тармак менен макала жазат)

«Food Science & Technology» Araştırma Alanı Atıf Sayısına Göre

Kırgızistan ve Türkiye'deki Durumu (Toplam 142 Üniversite Bu Alanda Makale Yayınlamaktadır)

Name	Rank	Web of Science Documents	Times Cited	Category Normalized Citation Impact
Kyrgyz Turkish Manas University	87	8	44	0.54
1 pinned items				
Erciyes University	1	220	2,100	1.21
Ege University	2	316	1,730	0.71
Hacettepe University	3	221	1,643	1.08
Ataturk University	4	174	1,400	1.05
Istanbul Teknik University	5	145	1,249	1.29
Ankara University	6	246	1,216	0.65
Istanbul University	7	142	1,144	1.03
Selcuk University	8	211	1,120	0.68
Gazi University	9	127	967	0.91
Cukurova University	10	190	942	0.65
Middle East Technical University	11	122	832	0.91
Yildiz Technical University	12	169	824	0.77
Gaziosmanpasa University	13	98	818	1.04
Uludag University	14	132	703	0.74
Akdeniz University	15	139	689	0.64



«Food Science & Technology» изилдөө тармагы макала саны боюнча
Бүткүл Дүйнөдөгү абалы (жалпы 3510 университет бул тармак менен макала жазат)
«Food Science & Technology» Araştırma Alanı Yayın Sayısına Göre
Tüm Dünya'daki Durumu (Toplam 3510 Üniversite Bu Alanda Makale Yayınlamaktadır)

Name	Rank	Web of Science Documents	Times Cited	Category Normalized Citation Impact
Kyrgyz Turkish Manas University	2,017	8	44	0.54
1 pinned items				
Wageningen University & Research	1	1,586	13,762	1.49
Jiangnan University	2	1,516	12,260	1.24
China Agricultural University	3	1,337	11,228	1.21
Council of Scientific & Industrial Research (CSIR) - India	4	1,278	7,976	0.73
Consejo Nacional de Investigaciones Científicas y Técnicas (CONICET)	5	1,168	9,109	1.03
Universidade de Sao Paulo	6	1,140	9,268	1.11
Universidade Estadual de Campinas	7	1,084	9,194	1.23
University of California Davis	8	1,010	8,561	1.22
Universiti Putra Malaysia	9	969	5,937	0.94
Ghent University	10	929	9,174	1.31
Zhejiang University	11	916	8,365	1.32
South China University of Technology	12	888	9,113	1.61
University of Guelph	13	864	8,836	1.4
University of Copenhagen	14	797	7,345	1.25
Cornell University	15	796	6,525	1.24



«Food Science & Technology» изилдөө тармагы шилтеме саны боюнча
Бүткүл Дүйнөдөгү абалы (жалпы 3510 университет бул тармак менен макала жазат)
«Food Science & Technology» Araştırma Alanı Atıf Sayısına Göre
Tüm Dünya'daki Durumu (Toplam 3510 Üniversite Bu Alanda Makale Yayınlamaktadır)

Name	Rank	Web of Science Documents	Times Cited	Category Normalized Citation Impact
Kyrgyz Turkish Manas University	2,038	8	44	0.54
1 pinned items				
Wageningen University & Research	1	1,586	13,762	1.49
Jiangnan University	2	1,516	12,260	1.24
China Agricultural University	3	1,337	11,228	1.21
Universidade de Sao Paulo	4	1,140	9,268	1.11
Universidade Estadual de Campinas	5	1,084	9,194	1.23
Ghent University	6	929	9,174	1.31
South China University of Technology	7	888	9,113	1.61
Consejo Nacional de Investigaciones Cientificas y Tecnicas (CONICET)	8	1,168	9,109	1.03
University College Dublin	9	634	8,971	1.7
University of Guelph	10	864	8,836	1.4
University of California Davis	11	1,010	8,561	1.22
University of Massachusetts Amherst	12	533	8,490	2.05
Zhejiang University	13	916	8,365	1.32
Council of Scientific & Industrial Research (CSIR) - India	14	1,278	7,976	0.73
University of Copenhagen	15	797	7,345	1.25



Жогоруда белгилеп кеткендей Кыргыз – Түрк «Манас» университетинин 2011-2016 жылдары жарык көргөн илимий макалаларындагы «Agriculture, Dairy & Animal Science» изилдөө тармагы макала саны боюнча төртүнчү орунда турат.

Yukarda Belirtildiği Gibi, Kırgızistan-Türkiye Manas Üniversitesi'nin 2011-2016 Yılları Yayınlanmış Bilimsel Yayınlarının «Agriculture, Dairy & Animal Science» Araştırma Alanı Yayın sayısına göre Dördüncü Sırada.



«Agriculture, Dairy & Animal Science» изилдөө тармагы макала жана шилтеме саны боюнча Кыргызстандагы абалы (жалпы 3 университет бул тармак менен макала жазат)
«Agriculture, Dairy & Animal Science» Araştırma Alanı Yayın ve Atıf Sayısına Göre Kırgızistan'daki Durumu (Toplam 3 Üniversite Bu Alanda Makale Yayınlamaktadır)

	Name	Rank	▼ Web of Science Documents	Times Cited	Category Normalized Citation Impact
<input type="checkbox"/>	▶ Kyrgyz Turkish Manas University	1	8	14	0.29
<input type="checkbox"/>	▶ American University of Central Asia	2	1	1	0.17
<input type="checkbox"/>	▶ Kyrgyz National Agrarian University	2	1	1	0.27



«Agriculture, Dairy & Animal Science» изилдөө тармагы макала жана шилтеме саны боюнча Орто Азиядагы абалы (жалпы 5 университет бул тармак менен макала жазат)
«Agriculture, Dairy & Animal Science» Araştırma Alanı Yayın ve Atıf Sayısına Göre Orta Asya'daki Durumu (Toplam 5 Üniversite Bu Alanda Yayın Üretmektedir)

	Name	Rank	▼ Web of Science Documents	Times Cited	Category Normalized Citation Impact
<input type="checkbox"/>	▶ Kyrgyz Turkish Manas University	1	8	14	0.29
<input type="checkbox"/>	▶ Kazakh National Agrarian University	2	7	3	0.27
<input type="checkbox"/>	▶ American University of Central Asia	3	1	1	0.17
<input type="checkbox"/>	▶ Kyrgyz National Agrarian University	3	1	1	0.27
<input type="checkbox"/>	▶ Baitursynov Kostanay State University	3	1	0	0



Kyrgyz Turkish Manas University

8

Kazakh National Agrarian University

7

American University of Central Asia

1

Kyrgyz National Agrarian University

1

Baitursynov Kostanay State University

1

0 1 2 3 4 5 6 7 8

Indicators: Web of Science Documents. **Organization Type:**Academic.**Location:**KYRGYZSTAN,KAZAKHSTAN,TURKMENISTAN,TAJIKISTAN,UZBEKISTAN.**Schema:**Web of Science.**Research****Area:**AGRICULTURE, DAIRY & ANIMAL SCIENCE.**Time Period:**2011-2016

InCites dataset updated Nov 18, 2017. Includes Web of Science content indexed through Sep 30, 2017. Export Date: Nov 21, 2017.



Kyrgyz Turkish Manas University

14

Kazakh National Agrarian University

3

American University of Central Asia

1

Kyrgyz National Agrarian University

1

Baitursynov Kostanay State University

0 2 4 6 8 10 12 14

Indicators: Times Cited. **Organization Type:**Academic. **Location:**KYRGYZSTAN,KAZAKHSTAN,TURKMENISTAN,TAJIKISTAN,UZBEKISTAN. **Schema:**Web of Science. **Research Area:**AGRICULTURE, DAIRY & ANIMAL SCIENCE. **Time Period:**2011-2016

InCites dataset updated Nov 18, 2017. Includes Web of Science content indexed through Sep 30, 2017. Export Date: Nov 21, 2017.



«Agriculture, Dairy & Animal Science» изилдөө тармагы макала саны боюнча Кыргызстан жана Түркиядагы абалы (жалпы 87 университет бул тармак менен макала жазат)
«Agriculture, Dairy & Animal Science» Araştırma Alanı Yayın Sayısına Göre
Kırgızistan ve Türkiye'deki Durumu (Toplam 87 Üniversite Bu Alanda Makale Yayınlamaktadır)

Name	Rank	Web of Science Documents	Times Cited	Category Normalized Citation Impact
▶ Kyrgyz Turkish Manas University	37	8	14	0.29
1 pinned items				
▶ Ankara University	1	125	322	0.52
▶ Selcuk University	2	102	231	1.4
▶ Adnan Menderes University	3	92	278	1.23
▶ Uludag University	3	92	373	0.79
▶ Ataturk University	5	81	277	0.6
▶ Ondokuz Mayıs University	6	67	199	0.53
▶ Yuzuncu Yil University	7	66	112	0.37
▶ Firat University	8	58	154	0.57
▶ Dicle University	9	54	124	0.99
▶ Ege University	10	51	200	0.67
▶ Erciyes University	11	43	88	0.6
▶ Mehmet Akif Ersoy University	12	42	68	0.23
▶ Istanbul University	13	40	111	0.81
▶ Kafkas University	14	39	78	0.53
▶ Mustafa Kemal University	15	35	133	0.66
▶ Suleyman Demirel University	16	34	79	0.63



«Agriculture, Dairy & Animal Science» изилдөө тармагы шилтеме саны боюнча Кыргызстан жана Түркиядагы абалы (жалпы 87 университет бул тармак менен макала жазат)

«Agriculture, Dairy & Animal Science» Araştırma Alanı Atıf Sayısına Göre Kırgızistan ve Türkiye'deki Durumu (Toplam 87 Üniversite Bu Alanda Makale Yayınlamaktadır)

Name	Rank	Web of Science Documents	Times Cited	Category Normalized Citation Impact
Kyrgyz Turkish Manas University	45	8	14	0.29
1 pinned items				
Uludag University	1	92	373	0.79
Ankara University	2	125	322	0.52
Adnan Menderes University	3	92	278	1.23
Ataturk University	4	81	277	0.6
Selcuk University	5	102	231	1.4
Ege University	6	51	200	0.67
Ondokuz Mayıs University	7	67	199	0.53
Firat University	8	58	154	0.57
Kirikkale University	9	27	143	0.82
Mustafa Kemal University	10	35	133	0.66
Canakkale Onsekiz Mart University	11	33	125	0.68
Dicle University	12	54	124	0.99
Yuzuncu Yil University	13	66	112	0.37
Istanbul University	14	40	111	0.81
Inonu University	15	17	99	1.01
Erciyes University	16	43	88	0.6



«Agriculture, Dairy & Animal Science» изилдөө тармагы макала саны боюнча
Бүткүл Дүйнөдөгү абалы (жалпы 2038 университет бул тармак менен макала жазат)
«Agriculture, Dairy & Animal Science» Araştırma Alanı Yayın Sayısına Göre
Tüm Dünya'daki Durumu (Toplam 2038 Üniversite Bu Alanda Makale Yayınlamaktadır)

Name	Rank	Web of Science Documents	Times Cited	Category Normalized Citation Impact
Kyrgyz Turkish Manas University	732	8	14	0.29
1 pinned items				
Wageningen University & Research	1	1,001	7,286	1.53
Universidade Estadual Paulista	2	875	2,588	0.7
Aarhus University	3	726	5,448	1.57
Universidade de Sao Paulo	4	677	2,599	0.79
Swedish University of Agricultural Sciences	5	652	3,229	1.52
University of Guelph	6	648	4,287	1.55
China Agricultural University	7	590	2,769	1.1
Iowa State University	8	563	3,786	1.64
University of Illinois Urbana-Champaign	9	515	3,584	1.81
Universidade Federal de Vicosa	10	505	1,612	0.67
Polish Academy of Sciences	11	489	1,534	0.78
University of Wisconsin Madison	12	473	3,684	1.52
Mendel University Brno	13	432	141	0.31
University of California Davis	14	411	2,961	1.5
Cornell University	15	396	2,903	1.46
Norwegian University of Life Sciences	16	395	2,575	1.26
University of Florida	17	375	2,714	1.43



«Agriculture, Dairy & Animal Science» изилдөө тармагы **шилтеме саны** боюнча
Бүткүл Дүйнөдөгү абалы (жалпы 2038 университет бул тармак менен макала жазат)
«Agriculture, Dairy & Animal Science» Araştırma Alanı **Atıf Sayısına Göre**
Tüm Dünya'daki Durumu (Toplam 2038 Üniversite Bu Alanda Makale Yayınlamaktadır)

Name	Rank	Web of Science Documents	Times Cited	Category Normalized Citation Impact
▶ Kyrgyz Turkish Manas University	1,001	8	14	0.29
1 pinned items				
▶ Wageningen University & Research	1	1,001	7,286	1.53
▶ Aarhus University	2	726	5,448	1.57
▶ University of Guelph	3	648	4,287	1.55
▶ Iowa State University	4	563	3,786	1.64
▶ University of Wisconsin Madison	5	473	3,684	1.52
▶ University of Illinois Urbana-Champaign	6	515	3,584	1.81
▶ Swedish University of Agricultural Sciences	7	652	3,229	1.52
▶ University of California Davis	8	411	2,961	1.5
▶ Cornell University	9	396	2,903	1.46
▶ China Agricultural University	10	590	2,769	1.1
▶ University of Florida	11	375	2,714	1.43
▶ Universidade de Sao Paulo	12	677	2,599	0.79
▶ Universidade Estadual Paulista	13	875	2,588	0.7
▶ Norwegian University of Life Sciences	14	395	2,575	1.26
▶ University of Alberta	15	360	2,460	1.43
▶ Ohio State University	16	361	2,347	1.2



Төмөндө белгилеп кеткендей Кыргыз – Түрк «Манас» университетинин 2011-2016 жылдары жарык көргөн илимий макалаларындагы «**Biotechnology & Applied Microbiology**» изилдөө тармагы макала жана шилтеме саны боюнча төртүнчү орунда турат.

Aşağıda Belirtildiği Gibi, Kırgızistan-Türkiye «Manas» Üniversitesi'nin 2011-2016 Yılları Yayınlanmış Bilimsel Yayınlarının «**Biotechnology & Applied Microbiology**» Araştırma Alanı Yayın ve Atıf Sayısına Göre Dördüncü Sırada'dır.



«Biotechnology & Applied Microbiology» изилдөө тармагы макала жана шилтеме саны боюнча Кыргызстандагы абалы (жалпы 3 университет бул тармак менен макала жазат)
«Biotechnology & Applied Microbiology» Araştırma Alanı Yayın ve Atıf Sayısına Göre Kırgızistan'daki Durumu (Toplam 3 Üniversite Bu Alanda Makale Yayınlamaktadır)

	Name	Rank	▼ Web of Science Documents	Times Cited	Category Normalized Citation Impact
<input type="checkbox"/>	▶ Kyrgyz Turkish Manas University	1	8	73	0.61
<input type="checkbox"/>	▶ Kyrgyz National Agrarian University	2	1	2	0.32
<input type="checkbox"/>	▶ Kyrgyz State Medical Academy	2	1	0	0



«Biotechnology & Applied Microbiology» изилдөө тармагы макала саны боюнча Орто Азиядагы абалы (жалпы 24 университет бул тармак менен макала жазат)

«Biotechnology & Applied Microbiology» Araştırma Alanı Yayın Sayısına Göre Orta Asya'daki Durumu (Toplam 24 Üniversite Bu Alanda Yayın Üretmektedir)

Name	Rank	Web of Science Documents	Times Cited	Category Normalized Citation Impact
▶ Al-Farabi Kazakh National University	1	80	31	0.7
▶ Nazarbayev University	2	27	211	0.94
▶ Kyrgyz Turkish Manas University	3	8	73	0.61
▶ L.N. Gumilyov Eurasian National University	3	8	66	1.29
▶ M. Auezov South Kazakhstan State University	3	8	2	0.37
▶ Kazakh National Agrarian University	6	7	0	0
▶ Asfendiyarov Kazakh National Medical University	7	5	3	0.06
▶ Zhansugurov Zhetysu State University	8	4	0	0
▶ National University of Uzbekistan	9	3	1	0.13
▶ Almaty University of Power Engineering & Telecommunications	10	2	0	0
▶ Kazakh State Women's Teacher Training University	10	2	0	0
▶ Narxoz University	10	2	0	0
▶ Taraz State Pedagogical University	10	2	0	0
▶ Abai Kazakh National Pedagogical University	14	1	0	0
▶ KIMEP University	14	1	3	0.17
▶ Samarkand State University	14	1	3	1.27
▶ Kyrgyz National Agrarian University	14	1	2	0.32



Al-Farabi Kazakh National University

80

Nazarbayev University

27

Kyrgyz Turkish Manas University

8

L.N. Gumilyov Eurasian National University

8

M. Auezov South Kazakhstan State University

8

Kazakh National Agrarian University

7

Asfendiyarov Kazakh National Medical University

5

Zhansugurov Zhetysu State University

4

National University of Uzbekistan

3

Almaty University of Power Engineering & Telecommunications

2

0 10 20 30 40 50 60 70 80

Indicators: Web of Science Documents. **Organization Type:**Academic. **Location:**KYRGYZSTAN,KAZAKHSTAN,UZBEKISTAN,TAJIKISTAN,TURKMENISTAN. **Schema:**Web of Science. **Research****Area:**BIOTECHNOLOGY & APPLIED MICROBIOLOGY. **Time Period:**2011-2016

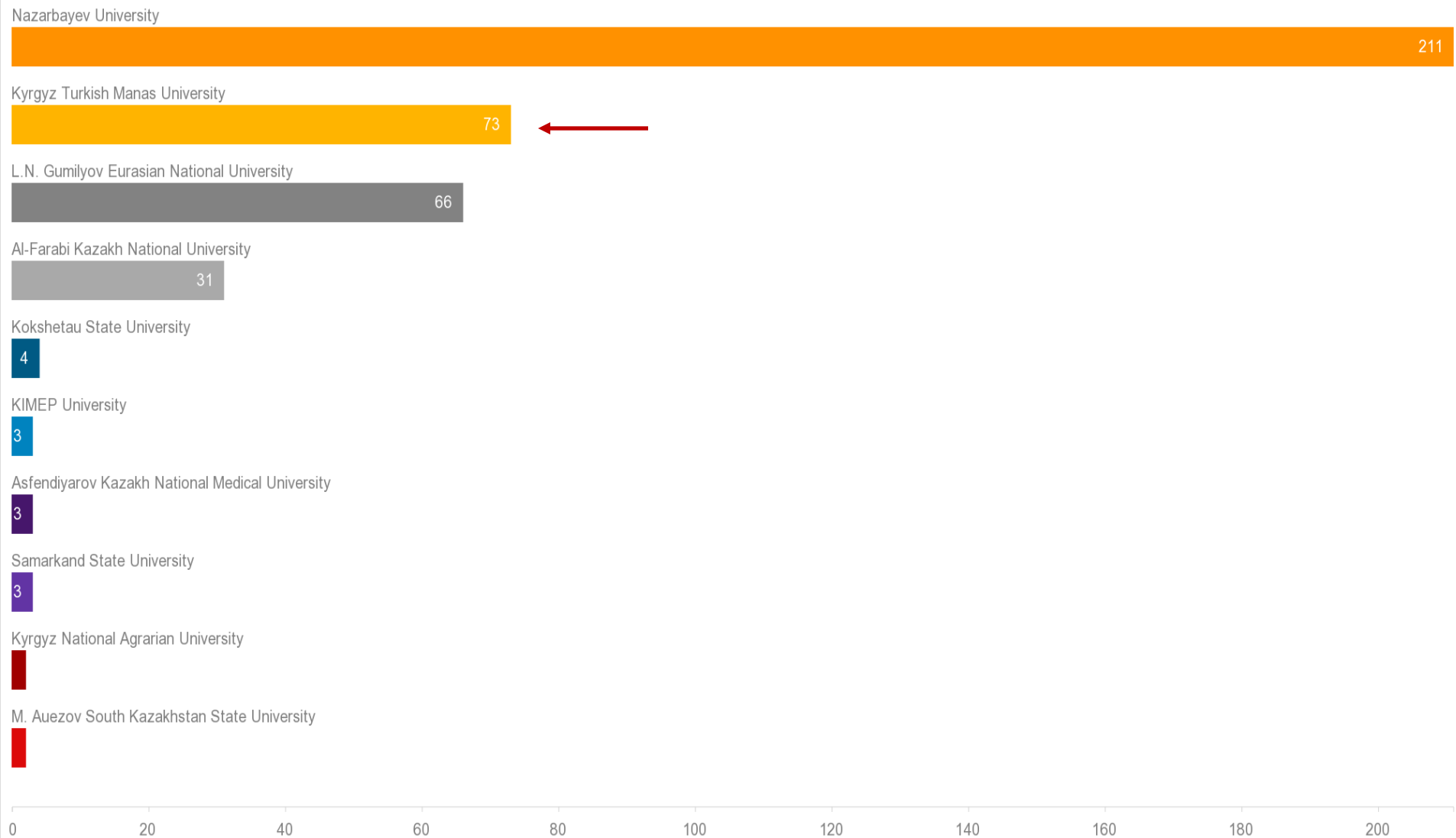
InCites dataset updated Nov 18, 2017. Includes Web of Science content indexed through Sep 30, 2017. Export Date: Nov 21, 2017.



«Biotechnology & Applied Microbiology» изилдөө тармагы шилтеме саны боюнча Орто Азиядагы абалы (жалпы 24 университет бул тармак менен макала жазат)
 «Biotechnology & Applied Microbiology» Araştırma Alanı Atıf Sayısına Göre Orta Asya'daki Durumu (Toplam 24 Üniversite Bu Alanda Yayın Üretmektedir)

Name	Rank	Web of Science Documents	Times Cited	Category Normalized Citation Impact
Nazarbayev University	1	27	211	0.94
Kyrgyz Turkish Manas University	2	8	73	0.61
L.N. Gumilyov Eurasian National University	3	8	66	1.29
Al-Farabi Kazakh National University	4	80	31	0.7
Kokshetau State University	5	1	4	0.36
KIMEP University	6	1	3	0.17
Asfendiyarov Kazakh National Medical University	6	5	3	0.06
Samarkand State University	6	1	3	1.27
Kyrgyz National Agrarian University	9	1	2	0.32
M. Auezov South Kazakhstan State University	9	8	2	0.37
National University of Uzbekistan	11	3	1	0.13
Abai Kazakh National Pedagogical University	12	1	0	0
Kazakh National Agrarian University	12	7	0	0
Kyrgyz State Medical Academy	12	1	0	0
Zhubanov Aktobe State University	12	1	0	0
Almaty University of Power Engineering & Telecommunications	12	2	0	0





Indicators: Times Cited. **Organization Type:**Academic. **Location:**KYRGYZSTAN,KAZAKHSTAN,UZBEKISTAN,TAJIKISTAN,TURKMENISTAN. **Schema:**Web of Science. **Research Area:**BIOTECHNOLOGY & APPLIED MICROBIOLOGY. **Time Period:**2011-2016

InCites dataset updated Nov 18, 2017. Includes Web of Science content indexed through Sep 30, 2017. Export Date: Nov 21, 2017.



«Biotechnology & Applied Microbiology» изилдөө тармагы макала саны боюнча

Кыргызстан жана Түркиядагы абалы (жалпы 157 университет бул тармак менен макала жазат)

«Biotechnology & Applied Microbiology» Araştırma Alanı Yayın Sayısına Göre

Kırgızistan ve Türkiye'deki Durumu (Toplam 157 Üniversite Bu Alanda Makale Yayınlamaktadır)

Name	Rank	Web of Science Documents	Times Cited	Category Normalized Citation Impact
Kyrgyz Turkish Manas University	95	8	73	0.61
1 pinned items				
Ege University	1	331	1,609	0.55
Hacettepe University	2	265	933	0.7
Ankara University	3	233	676	0.5
Istanbul University	4	202	826	0.83
Gazi University	5	189	1,002	0.55
Middle East Technical University	6	166	999	0.47
Erciyes University	7	159	284	0.91
Marmara University	8	149	625	0.64
Akdeniz University	9	139	190	0.25
Ataturk University	10	137	513	0.39
Istanbul Teknik University	11	132	1,022	0.83
Selcuk University	12	124	502	0.5
Cukurova University	13	109	427	1.74
Yildiz Technical University	14	103	578	1.09
Dokuz Eylul University	15	93	510	0.49



«Biotechnology & Applied Microbiology» изилдөө тармагы шилтеме саны боюнча Кыргызстан жана Түркиядагы абалы (жалпы 157 университет бул тармак менен макала жазат)
 «Biotechnology & Applied Microbiology» Araştırma Alanı Atıf Sayısına Göre
 Kırgızistan ve Türkiye'deki Durumu (Toplam 157 Üniversite Bu Alanda Makale Yayınlamaktadır)

Name	Rank	Web of Science Documents	Times Cited	Category Normalized Citation Impact
Kyrgyz Turkish Manas University	64	8	73	0.61
1 pinned items				
Ege University	1	331	1,609	0.55
Istanbul Teknik University	2	132	1,022	0.83
Gazi University	3	189	1,002	0.55
Middle East Technical University	4	166	999	0.47
Hacettepe University	5	265	933	0.7
Bogazici University	6	73	865	0.98
Istanbul University	7	202	826	0.83
Ankara University	8	233	676	0.5
Marmara University	9	149	625	0.64
Yildiz Technical University	10	103	578	1.09
Pamukkale University	11	60	545	1.09
Ataturk University	12	137	513	0.39
Dokuz Eylul University	13	93	510	0.49
Selcuk University	14	124	502	0.5
Ihsan Dogramaci Bilkent University	15	44	485	1.45



«Biotechnology & Applied Microbiology» изилдөө тармагы макала саны боюнча Бүткүл Дүйнөдөгү абалы (жалпы 3828 университет бул тармак менен макала жазат)

«Biotechnology & Applied Microbiology» Araştırma Alanı Yayın Sayısına Göre Tüm Dünya'daki Durumu (Toplam 3828 Üniversite Bu Alanda Makale Yayınlamaktadır)

Name	Rank	Web of Science Documents	Times Cited	Category Normalized Citation Impact
Kyrgyz Turkish Manas University	2,452	8	73	0.61
1 pinned items				
Harvard University	1	2,155	79,010	3.57
Zhejiang University	2	1,722	16,099	0.91
Institut National de la Sante et de la Recherche Medicale (Inserm)	3	1,669	17,540	1.17
Council of Scientific & Industrial Research (CSIR) - India	4	1,636	15,915	0.88
Universidade de Sao Paulo	5	1,339	9,792	0.74
University of Science & Technology (UST)	6	1,330	11,806	0.89
University College London	7	1,277	13,168	1.5
Seoul National University	8	1,236	13,737	1.17
Jiangnan University	9	1,186	9,772	0.85
Shanghai Jiao Tong University	10	1,185	10,785	0.97
University of Tokyo	11	1,165	10,641	0.9
Stanford University	12	1,098	26,121	2.21
Massachusetts Institute of Technology (MIT)	13	1,093	56,216	4.63
Indian Institute of Technology (IIT)	14	1,085	9,511	0.91



«Biotechnology & Applied Microbiology» изилдөө тармагы шилтеме саны боюнча Бүткүл Дүйнөдөгү абалы (жалпы 3828 университет бул тармак менен макала жазат)

«Biotechnology & Applied Microbiology» Araştırma Alanı Atıf Sayısına Göre Tüm Dünya'daki Durumu (Toplam 3828 Üniversite Bu Alanda Makale Yayınlamaktadır)

Name	Rank	Web of Science Documents	Times Cited	Category Normalized Citation Impact
Kyrgyz Turkish Manas University	2,201	8	73	0.61
1 pinned items				
Harvard University	1	2,155	79,010	3.57
Massachusetts Institute of Technology (MIT)	2	1,093	56,216	4.63
University of California Berkeley	3	910	28,511	2.91
Stanford University	4	1,098	26,121	2.21
University of California San Diego	5	736	18,515	2.33
University of Queensland	6	811	18,332	2.26
Cornell University	7	1,023	17,807	1.93
Institut National de la Sante et de la Recherche Medicale (Inserm)	8	1,669	17,540	1.17
Johns Hopkins University	9	719	16,502	2.47
Zhejiang University	10	1,722	16,099	0.91
Council of Scientific & Industrial Research (CSIR) - India	11	1,636	15,915	0.88
University of Washington Seattle	12	960	15,638	1.77
University of Cambridge	13	760	15,614	2.08
University of Copenhagen	14	855	15,513	1.74
University of Wisconsin Madison	15	782	14,853	1.72



Төмөндө белгилеп кеткендей Кыргыз – Түрк «Манас» университетинин 2011-2016 жылдары жарык көргөн илимий макалаларындагы «**Instruments & Instrumentation**» изилдөө тармагы шилтеме саны боюнча үчүнчү орунда турат.

Aşağıda Belirtildiği Gibi, Kırgızistan-Türkiye «Manas» Üniversitesi'nin 2011-2016 Yılları Yayınlanmış Bilimsel Yayınlarının «**Instruments & Instrumentation**» Araştırma Alanı Atıf Sayısına Göre Üçüncü Sırada.

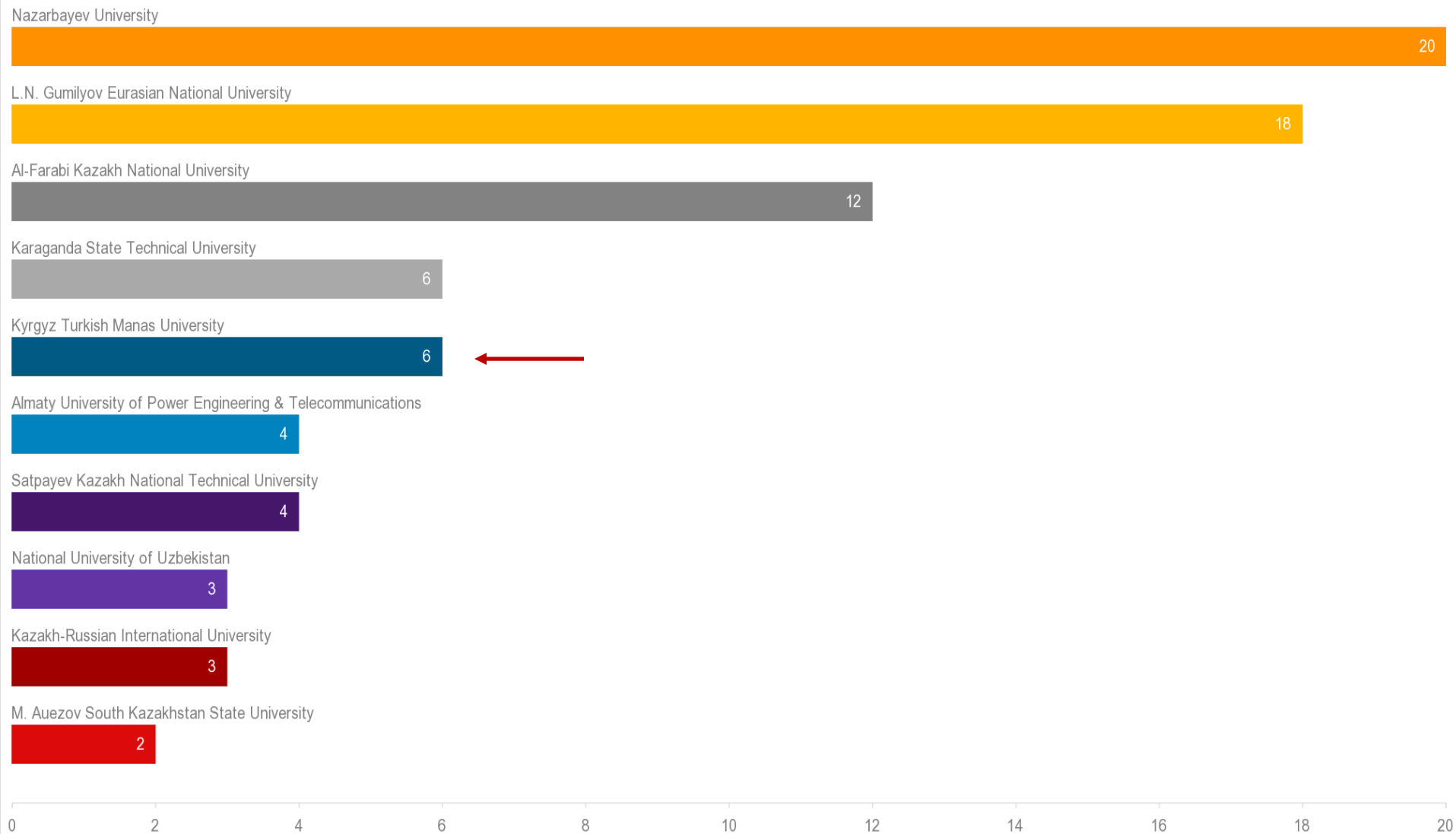


«Instruments & Instrumentation» изилдөө тармагы макала саны боюнча Орто Азиядагы абалы (жалпы 18 университет бул тармак менен макала жазат)

«Instruments & Instrumentation» Araştırma Alanı Yayın Sayısına Göre Orta Asya'daki Durumu (Toplam 18 Üniversite Bu Alanda Yayın Üretmektedir)

Name	Rank	Web of Science Documents	Times Cited	Category Normalized Citation Impact
Nazarbayev University	1	20	65	1.26
L.N. Gumilyov Eurasian National University	2	18	69	0.93
Al-Farabi Kazakh National University	3	12	17	0.26
Karaganda State Technical University	4	6	0	0
Kyrgyz Turkish Manas University	4	6	124	1.75
Almaty University of Power Engineering & Telecommunications	6	4	2	0.05
Satpayev Kazakh National Technical University	6	4	0	0
National University of Uzbekistan	8	3	1	0.08
Kazakh-Russian International University	8	3	1	0.09
M. Auezov South Kazakhstan State University	10	2	0	0
Abai Kazakh National Pedagogical University	11	1	0	0
Kazakh-American Free University	11	1	0	0
Samarkand State University	11	1	0	0
D. Serikbayev East Kazakhstan State Technical University	11	1	1	0.62
Kazakh University of Economics, Finance & International Trade	11	1	1	0.62
Toraighyrov Pavlodar State University	11	1	2	16.89
Innovative Eurasian University	11	1	0	0





Indicators: Web of Science Documents. **Organization Type:**Academic. **Location:**KYRGYZSTAN,KAZAKHSTAN,TURKMENISTAN,UZBEKISTAN,TAJIKISTAN. **Schema:**Web of Science. **Research Area:**INSTRUMENTS & INSTRUMENTATION. **Time Period:**2011-2016

InCites dataset updated Nov 18, 2017. Includes Web of Science content indexed through Sep 30, 2017. Export Date: Nov 21, 2017.

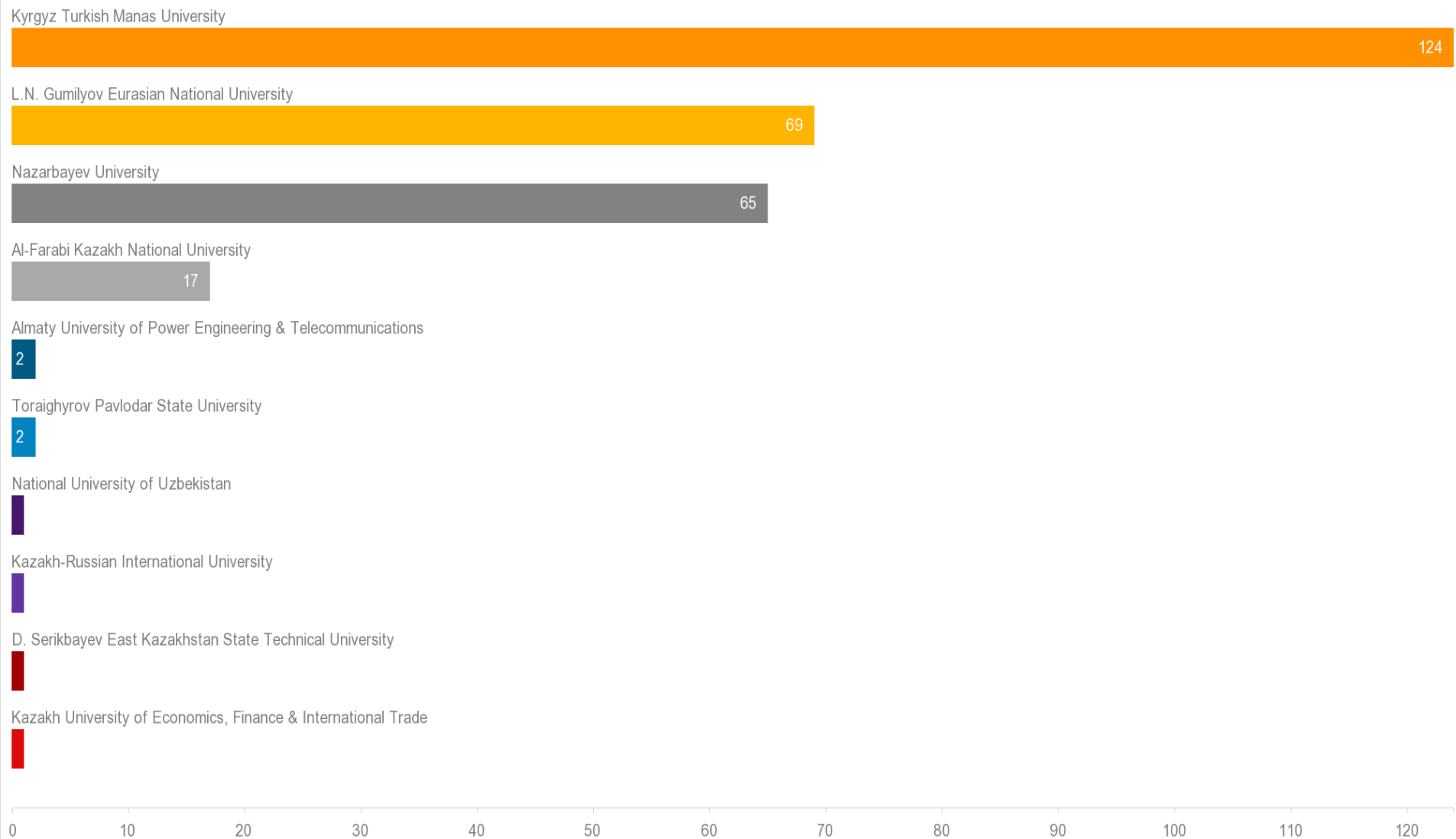


«Instruments & Instrumentation» изилдөө тармагы шилтеме саны боюнча Орто Азиядагы абалы (жалпы 18 университет бул тармак менен макала жазат)

«Instruments & Instrumentation» Araştırma Alanı Atıf Sayısına Göre Orta Asya'daki Durumu (Toplam 18 Üniversite Bu Alanda Yayın Üretmektedir)

Name	Rank	Web of Science Documents	Times Cited	Category Normalized Citation Impact
Kyrgyz Turkish Manas University	1	6	124	1.75
L.N. Gumilyov Eurasian National University	2	18	69	0.93
Nazarbayev University	3	20	65	1.26
Al-Farabi Kazakh National University	4	12	17	0.26
Almaty University of Power Engineering & Telecommunications	5	4	2	0.05
Toraighyrov Pavlodar State University	5	1	2	16.89
National University of Uzbekistan	7	3	1	0.08
Kazakh-Russian International University	7	3	1	0.09
D. Serikbayev East Kazakhstan State Technical University	7	1	1	0.62
Kazakh University of Economics, Finance & International Trade	7	1	1	0.62
Abai Kazakh National Pedagogical University	11	1	0	0
Kazakh-American Free University	11	1	0	0
Karaganda State Technical University	11	6	0	0
Samarkand State University	11	1	0	0
Innovative Eurasian University	11	1	0	0
EA Buketov Karaganda State University	11	1	0	0
Satpayev Kazakh National Technical University	11	4	0	0





Indicators: Times Cited. **Organization Type:**Academic. **Location:**KYRGYZSTAN,KAZAKHSTAN,TURKMENISTAN,UZBEKISTAN,TAJIKISTAN. **Schema:**Web of Science. **Research Area:**INSTRUMENTS & INSTRUMENTATION. **Time Period:**2011-2016

InCites dataset updated Nov 18, 2017. Includes Web of Science content indexed through Sep 30, 2017. Export Date: Nov 21, 2017.



«Instruments & Instrumentation» изилдөө тармагы макала саны боюнча

Кыргызстан жана Түркиядагы абалы (жалпы 150 университет бул тармак менен макала жазат)

«Instruments & Instrumentation» Araştırma Alanı Yayın Sayısına Göre

Kırgızistan ve Türkiye'deki Durumu (Toplam 150 Üniversite Bu Alanda Makale Yayınlamaktadır)

Name	Rank	Web of Science Documents	Times Cited	Category Normalized Citation Impact
▶ Kyrgyz Turkish Manas University	66	6	124	1.75
1 pinned items				
▶ Middle East Technical University	1	157	1,010	1.31
▶ Istanbul Teknik University	2	64	611	1.25
▶ Bogazici University	3	59	1,074	4.29
▶ Ankara University	4	54	604	1.49
▶ Ege University	5	52	506	1.22
▶ Yıldız Technical University	6	50	286	1.04
▶ Gebze Teknik University	7	48	337	1.09
▶ Ihsan Dogramaci Bilkent University	8	47	238	0.83
▶ Ataturk University	9	43	291	1.07
▶ Sabanci University	9	43	364	1.91
▶ Hacettepe University	11	42	382	1.37
▶ Gazi University	12	41	356	1.76
▶ Uludag University	12	41	107	0.57
▶ Firat University	14	38	323	1.4
▶ Selcuk University	15	36	550	2.32



«Instruments & Instrumentation» изилдөө тармагы шилтеме саны боюнча

Кыргызстан жана Түркиядагы абалы (жалпы 150 университет бул тармак менен макала жазат)

«Instruments & Instrumentation» Araştırma Alanı Atıf Sayısına Göre

Kırgızistan ve Türkiye'deki Durumu (Toplam 150 Üniversite Bu Alanda Makale Yayınlamaktadır)

Name	Rank	Web of Science Documents	Times Cited	Category Normalized Citation Impact
▶ Kyrgyz Turkish Manas University	42	6	124	1.75
1 pinned items				
▶ Bogazici University	1	59	1,074	4.29
▶ Middle East Technical University	2	157	1,010	1.31
▶ Istanbul Teknik University	3	64	611	1.25
▶ Ankara University	4	54	604	1.49
▶ Selcuk University	5	36	550	2.32
▶ Ege University	6	52	506	1.22
▶ Hacettepe University	7	42	382	1.37
▶ Sabanci University	8	43	364	1.91
▶ Istanbul University	9	34	360	2.13
▶ Dumlupinar University	10	22	359	1.82
▶ Omer Halis Demir University	10	20	359	2.49
▶ Gazi University	12	41	356	1.76
▶ Sinop University	13	12	345	4.52
▶ Gebze Teknik University	14	48	337	1.09
▶ Firat University	15	38	323	1.4
▶ Ataturk University	16	43	291	1.07



«Instruments & Instrumentation» изилдөө тармагы макала саны боюнча
Бүткүл Дүйнөдөгү абалы (жалпы 3347 университет бул тармак менен макала жазат)
«Instruments & Instrumentation» Araştırma Alanı Yayın Sayısına Göre
Tüm Dünya'daki Durumu (Toplam 3347 Üniversite Bu Alanda Makale Yayınlamaktadır)

Name	Rank	Web of Science Documents	Times Cited	Category Normalized Citation Impact
Kyrgyz Turkish Manas University	2,085	6	124	1.75
1 pinned items				
Istituto Nazionale di Fisica Nucleare	1	1,739	8,912	0.92
Harbin Institute of Technology	2	1,391	9,494	1.32
Tsinghua University	3	1,138	7,413	1.14
Indian Institute of Technology (IIT)	4	1,080	8,905	1.34
Beihang University	5	1,054	5,570	0.95
University of Tokyo	6	952	5,014	1.31
University of Chicago	7	846	5,349	1.56
University of California Berkeley	8	842	6,470	1.97
Zhejiang University	9	836	7,352	1.14
University of Science & Technology (UST)	10	802	3,849	0.86
Huazhong University of Science & Technology	11	776	4,859	1
Tianjin University	12	686	3,491	0.89
Massachusetts Institute of Technology (MIT)	13	656	5,177	1.99
Xi'an Jiaotong University	14	641	3,163	0.87
Shanghai Jiao Tong University	15	629	3,999	0.94



«Instruments & Instrumentation» изилдөө тармагы шилтеме саны боюнча
Бүткүл Дүйнөдөгү абалы (жалпы 3347 университет бул тармак менен макала жазат)
«Instruments & Instrumentation» Araştırma Alanı Atıf Sayısına Göre
Tüm Dünya'daki Durumu (Toplam 3347 Üniversite Bu Alanda Makale Yayınlamaktadır)

Name	Rank	Web of Science Documents	Times Cited	Category Normalized Citation Impact
Kyrgyz Turkish Manas University	1,273	6	124	1.75
1 pinned items				
Harbin Institute of Technology	1	1,391	9,494	1.32
Istituto Nazionale di Fisica Nucleare	2	1,739	8,912	0.92
Indian Institute of Technology (IIT)	3	1,080	8,905	1.34
Tsinghua University	4	1,138	7,413	1.14
Zhejiang University	5	836	7,352	1.14
Nanyang Technological University	6	625	6,776	1.34
Nanyang Technological University & National Institute of Education (NIE) Singapore	6	625	6,776	1.34
University of California Berkeley	8	842	6,470	1.97
Polytechnic University of Catalonia	9	333	5,848	2.11
Beihang University	10	1,054	5,570	0.95
ETH Zurich	11	517	5,418	1.71
University of Chicago	12	846	5,349	1.56
Southeast University - China	13	629	5,220	1.35
Massachusetts Institute of Technology (MIT)	14	656	5,177	1.99
University of Tokyo	15	952	5,014	1.31



Жогоруда белгилеп кеткендей Кыргыз – Түрк «Манас» университетинин 2011-2016 жылдары жарык көргөн илимий макалаларындагы «**Nanoscience & Nanotechnology**» изилдөө тармагы шилтеме саны боюнча бешинчи орунда турат.

Yukarda Belirtildiği Gibi, Kırgızistan-Türkiye Manas Üniversitesi'nin 2011-2016 Yılları Yayınlanmış Bilimsel Yayınlarının «**Nanoscience & Nanotechnology**» Araştırma Alanı Atıf sayısına göre Beşinci Sıradaır.



«Nanoscience & Nanotechnology» изилдөө тармагы макала саны боюнча Кыргызстандагы абалы (жалпы 4 университет бул тармак менен макала жазат)
«Nanoscience & Nanotechnology» Araştırma Alanı Yayın Sayısına Göre Kırgızistan'daki Durumu (Toplam 4 Üniversite Bu Alanda Makale Yayınlamaktadır)

	Name	Rank	▼ Web of Science Documents	Times Cited	Category Normalized Citation Impact
<input type="checkbox"/>	▶ Kyrgyz-Russian Slavic University	1	4	5	3.88
<input type="checkbox"/>	▶ Kyrgyz Turkish Manas University	2	2	65	1.78
<input type="checkbox"/>	▶ American University of Central Asia	3	1	14	1.79
<input type="checkbox"/>	▶ Talas State University	3	1	6	0.51



Kyrgyz-Russian Slavic University

4

Kyrgyz Turkish Manas University

2



American University of Central Asia

1

Talas State University

1

Indicators: Web of Science Documents. Organization Type:Academic.Location:KYRGYZSTAN.Schema:Web of Science.Research Area:NANOSCIENCE & NANOTECHNOLOGY.Time Period:2011-2016

InCites dataset updated Nov 18, 2017. Includes Web of Science content indexed through Sep 30, 2017. Export Date: Nov 21, 2017.



«Nanoscience & Nanotechnology» изилдөө тармагы шилтеме саны боюнча Кыргызстандагы абалы (жалпы 4 университет бул тармак менен макала жазат)
«Nanoscience & Nanotechnology» Araştırma Alanı Atıf Sayısına Göre Kırgızistan'daki Durumu (Toplam 4 Üniversite Bu Alanda Makale Yayınlamaktadır)

	Name	Rank	Web of Science Documents	▼ Times Cited	Category Normalized Citation Impact
<input type="checkbox"/>	▶ Kyrgyz Turkish Manas University	1	2	65	1.78
<input type="checkbox"/>	▶ American University of Central Asia	2	1	14	1.79
<input type="checkbox"/>	▶ Talas State University	3	1	6	0.51
<input type="checkbox"/>	▶ Kyrgyz-Russian Slavic University	4	4	5	3.88



Kyrgyz Turkish Manas University

65

American University of Central Asia


14

Talas State University

6

Kyrgyz-Russian Slavic University

5



Indicators: Times Cited. **Organization Type:**Academic. **Location:**KYRGYZSTAN. **Schema:**Web of Science. **Research Area:**NANOSCIENCE & NANOTECHNOLOGY. **Time Period:**2011-2016

InCites dataset updated Nov 18, 2017. Includes Web of Science content indexed through Sep 30, 2017. Export Date: Nov 21, 2017.



«Nanoscience & Nanotechnology» изилдөө тармагы макала саны боюнча Орто Азиядагы абалы (жалпы 20 университет бул тармак менен макала жазат)

«Nanoscience & Nanotechnology» Araştırma Alanı Yayın Sayısına Göre Orta Asya'daki Durumu (Toplam 20 Üniversite Bu Alanda Yayın Üretmektedir)

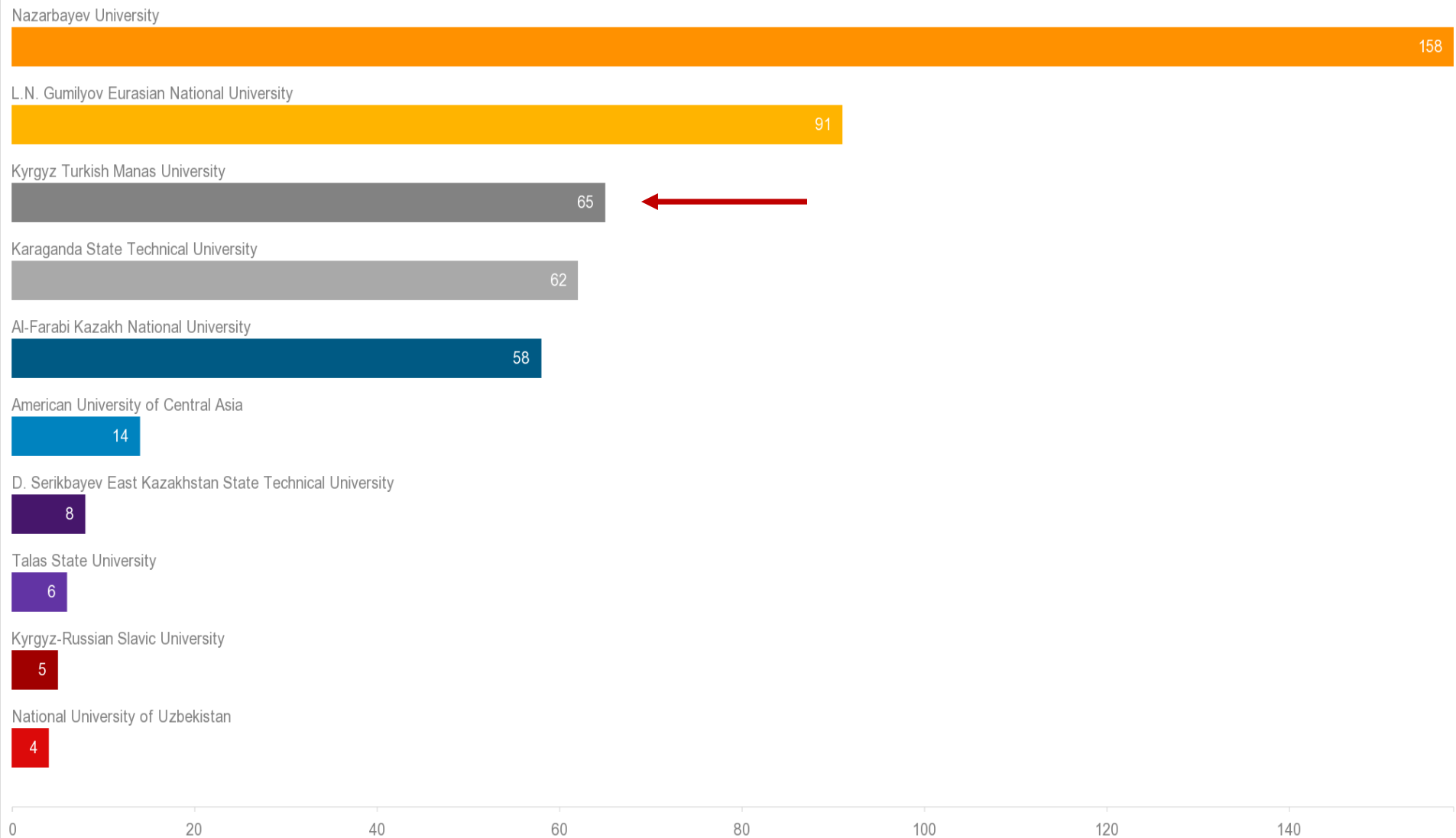
Name	Rank	Web of Science Documents	Times Cited	Category Normalized Citation Impact
Kyrgyz Turkish Manas University	14	2	65	1.78
1 pinned items				
Al-Farabi Kazakh National University	1	31	58	0.16
Nazarbayev University	2	21	158	0.72
L.N. Gumilyov Eurasian National University	3	15	91	0.91
D. Serikbayev East Kazakhstan State Technical University	4	10	8	1.36
M. Auezov South Kazakhstan State University	5	5	1	0.35
Karaganda State Technical University	6	4	62	0.93
Kyrgyz-Russian Slavic University	6	4	5	3.88
Almaty University of Power Engineering & Telecommunications	6	4	2	5.23
EA Buketov Karaganda State University	6	4	0	0
Kazakh British Technical University	6	4	0	0
Satpayev Kazakh National Technical University	6	4	2	2.63
Kazakh National Agrarian University	12	3	0	0
Zhansugurov Zhetysu State University	12	3	0	0
National University of Uzbekistan	14	2	4	0.49
American University of Central Asia	16	1	14	1.79



«Nanoscience & Nanotechnology» изилдөө тармагы шилтеме саны боюнча
Орто Азиядагы абалы (жалпы 20 университет бул тармак менен макала жазат)
«Nanoscience & Nanotechnology» Araştırma Alanı Atıf Sayısına Göre
Orta Asya'daki Durumu (Toplam 20 Üniversite Bu Alanda Makale Yayınlamaktadır)

Name	Rank	Web of Science Documents	Times Cited	Category Normalized Citation Impact
Nazarbayev University	1	21	158	0.72
L.N. Gumilyov Eurasian National University	2	15	91	0.91
Kyrgyz Turkish Manas University	3	2	65	1.78
Karaganda State Technical University	4	4	62	0.93
Al-Farabi Kazakh National University	5	31	58	0.16
American University of Central Asia	6	1	14	1.79
D. Serikbayev East Kazakhstan State Technical University	7	10	8	1.36
Talas State University	8	1	6	0.51
Kyrgyz-Russian Slavic University	9	4	5	3.88
National University of Uzbekistan	10	2	4	0.49
Almaty University of Power Engineering & Telecommunications	11	4	2	5.23
Satpayev Kazakh National Technical University	11	4	2	2.63
M. Auezov South Kazakhstan State University	13	5	1	0.35
Kazakh National Agrarian University	14	3	0	0
Academy of Civil Aviation	14	1	0	0
Suleyman Demirel University - Kazakhstan	14	1	0	0
Zhansugurov Zhetysu State University	14	3	0	0





Indicators: Times Cited. **Organization Type:**Academic. **Location:**KYRGYZSTAN,KAZAKHSTAN,TURKMENISTAN,UZBEKISTAN,TAJIKISTAN.**Schema:**Web of Science.**Research Area:**NANOSCIENCE & NANOTECHNOLOGY. **Time Period:**2011-2016

InCites dataset updated Nov 18, 2017. Includes Web of Science content indexed through Sep 30, 2017. Export Date: Nov 21, 2017.



«Nanoscience & Nanotechnology» изилдөө тармагы макала саны боюнча

Кыргызстан жана Түркиядагы абалы (жалпы 155 университет бул тармак менен макала жазат)

«Nanoscience & Nanotechnology» Araştırma Alanı Yayın Sayısına Göre

Kırgızistan ve Türkiye'deki Durumu (Toplam 155 Üniversite Bu Alanda Makale Yayınlamaktadır)

Name	Rank	Web of Science Documents	Times Cited	Category Normalized Citation Impact
Kyrgyz Turkish Manas University	115	2	65	1.78
1 pinned items				
Ihsan Dogramaci Bilkent University	1	291	5,093	1.47
Middle East Technical University	2	178	1,847	0.84
Istanbul Teknik University	3	124	521	0.47
Koc University	4	94	863	0.78
Hacettepe University	5	71	659	0.85
Firat University	6	66	337	0.44
Gazi University	7	64	446	0.77
Sabanci University	7	64	350	0.42
Ege University	9	50	621	0.97
Yildiz Technical University	9	50	232	0.37
Ataturk University	11	49	792	1.27
Gebze Teknik University	12	48	412	0.82
Anadolu University	13	47	302	0.65
Istanbul University	14	46	209	0.65
Bogazici University	15	40	128	0.78



«Nanoscience & Nanotechnology» изилдөө тармагы шилтеме саны боюнча

Кыргызстан жана Түркиядагы абалы (жалпы 155 университет бул тармак менен макала жазат)

«Nanoscience & Nanotechnology» Araştırma Alanı Atıf Sayısına Göre

Kırgızistan ve Türkiye'deki Durumu (Toplam 155 Üniversite Bu Alanda Makale Yayınlamaktadır)

Name	Rank	Web of Science Documents	Times Cited	Category Normalized Citation Impact
▶ Kyrgyz Turkish Manas University	61	2	65	1.78
1 pinned items				
▶ Ihsan Dogramaci Bilkent University	1	291	5,093	1.47
▶ Middle East Technical University	2	178	1,847	0.84
▶ Koc University	3	94	863	0.78
▶ Ataturk University	4	49	792	1.27
▶ Hacettepe University	5	71	659	0.85
▶ Ege University	6	50	621	0.97
▶ Istanbul Teknik University	7	124	521	0.47
▶ Gazi University	8	64	446	0.77
▶ Gebze Teknik University	9	48	412	0.82
▶ TOBB Ekonomi ve Teknoloji University	10	25	353	1.02
▶ Sabanci University	11	64	350	0.42
▶ Firat University	12	66	337	0.44
▶ Abant Izzet Baysal University	13	13	302	2.21
▶ Anadolu University	13	47	302	0.65
▶ Selcuk University	15	31	285	0.88



«Nanoscience & Nanotechnology» изилдөө тармагы макала саны боюнча
Бүткүл Дүйнөдөгү абалы (жалпы 3523 университет бул тармак менен макала жазат)

«Nanoscience & Nanotechnology» Araştırma Alanı Yayın Sayısına Göre
Tüm Dünya'daki Durumu (Toplam 3523 Üniversite Bu Alanda Makale Yayınlamaktadır)

Name	Rank	Web of Science Documents	Times Cited	Category Normalized Citation Impact
Kyrgyz Turkish Manas University	2,928	2	65	1.78
1 pinned items				
University of Science & Technology (UST)	1	2,948	41,911	1.12
Nanyang Technological University	2	2,861	88,577	2.4
Nanyang Technological University & National Institute of Education (NIE) Singapore	2	2,861	88,577	2.4
Indian Institute of Technology (IIT)	4	2,569	25,367	0.9
Tsinghua University	5	2,399	53,844	1.9
Peking University	6	2,238	44,725	1.77
Massachusetts Institute of Technology (MIT)	7	2,173	65,798	2.2
National University of Singapore	8	2,089	48,207	1.8
Seoul National University	9	1,952	36,535	1.43
University of California Berkeley	10	1,892	51,519	2.32
Georgia Institute of Technology	11	1,849	50,777	2.24
Shanghai Jiao Tong University	12	1,790	30,789	1.52
Sungkyunkwan University	13	1,751	31,008	1.42
Council of Scientific & Industrial Research (CSIR) - India	14	1,732	24,170	1.1
Zhejiang University	15	1,657	34,642	1.78



«Nanoscience & Nanotechnology» изилдөө тармагы шилтеме саны боюнча
Бүткүл Дүйнөдөгү абалы (жалпы 3523 университет бул тармак менен макала жазат)
«Nanoscience & Nanotechnology» Araştırma Alanı Atıf Sayısına Göre
Tüm Dünya'daki Durumu (Toplam 3523 Üniversite Bu Alanda Makale Yayınlamaktadır)

Name	Rank	Web of Science Documents	Times Cited	Category Normalized Citation Impact
▶ Kyrgyz Turkish Manas University	2,158	2	65	1.78
1 pinned items				
▶ Nanyang Technological University	1	2,861	88,577	2.4
▶ Nanyang Technological University & National Institute of Education (NIE) Singapore	1	2,861	88,577	2.4
▶ Massachusetts Institute of Technology (MIT)	3	2,173	65,798	2.2
▶ Stanford University	4	1,513	57,732	2.97
▶ Tsinghua University	5	2,399	53,844	1.9
▶ University of California Berkeley	6	1,892	51,519	2.32
▶ Georgia Institute of Technology	7	1,849	50,777	2.24
▶ National University of Singapore	8	2,089	48,207	1.8
▶ Peking University	9	2,238	44,725	1.77
▶ University of Science & Technology (UST)	10	2,948	41,911	1.12
▶ Harvard University	11	1,469	41,124	2.18
▶ University of Science & Technology of China	12	1,656	40,611	2.11
▶ Ecole Polytechnique Federale de Lausanne	13	1,324	40,524	2.26
▶ Fudan University	14	1,401	39,145	2.22
▶ Korea Advanced Institute of Science & Technology (KAIST)	15	1,538	37,867	1.7



Төмөндө белгилеп кеткендей Кыргыз – Түрк «Манас» университетинин 2011-2016 жылдары жарык көргөн илимий макалаларындагы «**Biophysics**» изилдөө тармагы шилтеме саны боюнча алтынчы орунда турат.

Aşağıda Belirtildiği Gibi, Kırgızistan-Türkiye «Manas» Üniversitesi'nin 2011-2016 Yılları Yayınlanmış Bilimsel Yayınlarının «**Biophysics**» Araştırma Alanı Atıf Sayısına Göre Altıncı Sırada'dır.



«Biophysics» изилдөө тармагы шилтеме саны боюнча Кыргызстандагы абалы (жалпы 3 университет бул тармак менен макала жазат)
«Biophysics» Araştırma Alanı Atıf Sayısına Göre Kırgızistan'daki Durumu (Toplam 3 Üniversite Bu Alanda Makale Yayınlamaktadır)

	Name	Rank	Web of Science Documents	▼ Times Cited	Category Normalized Citation Impact
<input type="checkbox"/>	▶ Kyrgyz Turkish Manas University	1	1	64	3.52
<input type="checkbox"/>	▶ Kyrgyz State Medical Academy	2	3	6	0.89
<input type="checkbox"/>	▶ Osh State University	3	1	1	0.05



Kyrgyz Turkish Manas University


64

Kyrgyz State Medical Academy

6

Osh State University

1



Indicators: Times Cited. **Organization Type:**Academic. **Location:**KYRGYZSTAN. **Schema:**Web of Science. **Research Area:**BIOPHYSICS. **Time Period:**2011-2016

InCites dataset updated Nov 18, 2017. Includes Web of Science content indexed through Sep 30, 2017. Export Date: Nov 21, 2017.



«Biophysics» изилдөө тармагы макала саны боюнча
Орто Азиядагы абалы (жалпы 13 университет бул тармак менен макала жазат)
«Biophysics» Araştırma Alanı Yayın Sayısına Göre
Orta Asya'daki Durumu (Toplam 13 Üniversite Bu Alanda Makale Yayınlamaktadır)

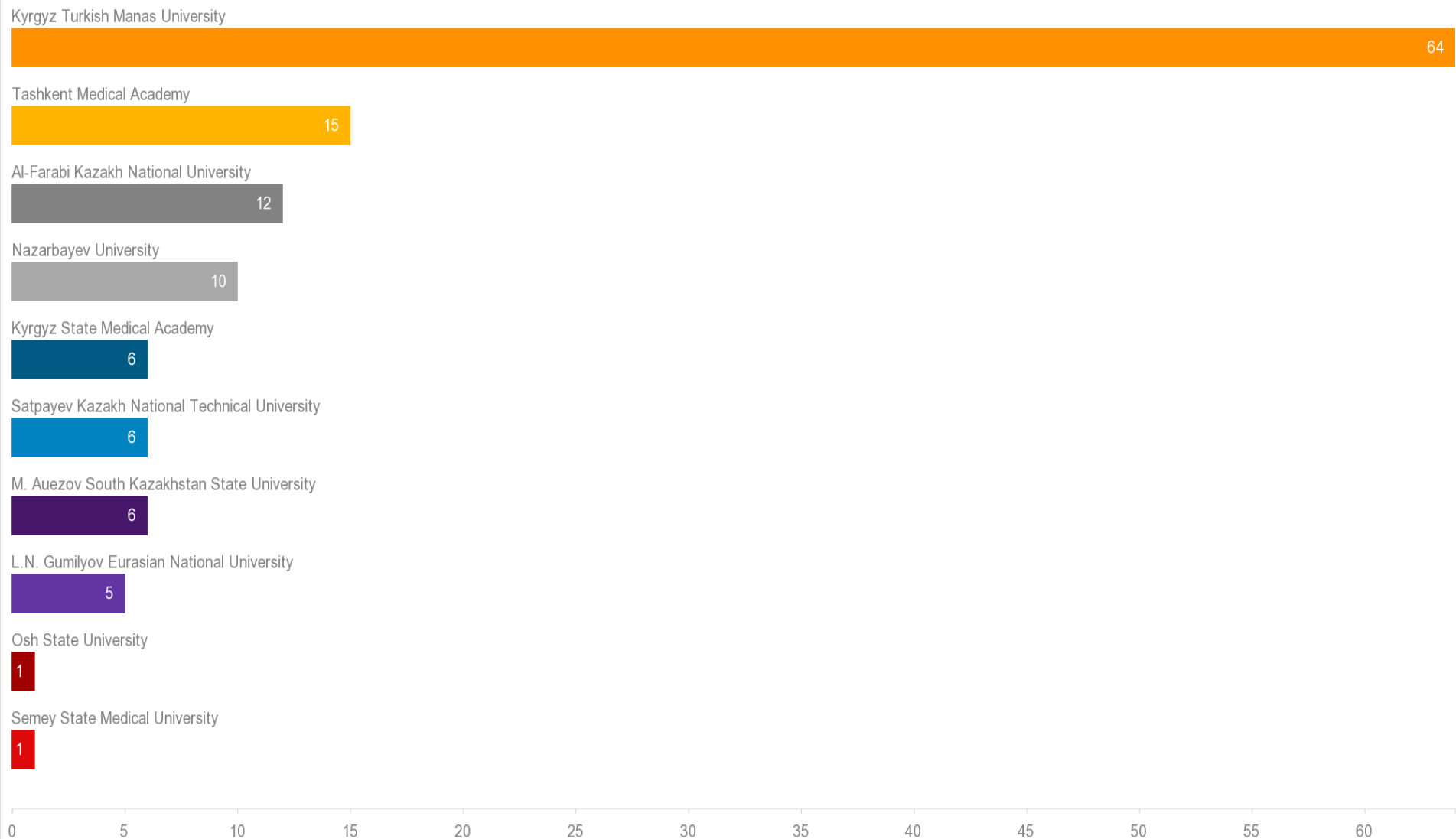
Name	Rank	Web of Science Documents	Times Cited	Category Normalized Citation Impact
<input type="checkbox"/> ▶ Kyrgyz State Medical Academy	1	3	6	0.89
<input type="checkbox"/> ▶ Al-Farabi Kazakh National University	2	2	12	0.41
<input type="checkbox"/> ▶ Nazarbayev University	2	2	10	2.11
<input type="checkbox"/> ▶ Karaganda State Medical University	2	2	0	0
<input type="checkbox"/> ▶ Semey State Medical University	2	2	1	0.03
<input type="checkbox"/> ▶ L.N. Gumilyov Eurasian National University	2	2	5	0.42
<input type="checkbox"/> ▶ National University of Uzbekistan	7	1	0	0
<input type="checkbox"/> ▶ Tashkent Medical Academy	7	1	15	1.47
<input type="checkbox"/> ▶ Osh State University	7	1	1	0.05
<input type="checkbox"/> ▶ Kyrgyz Turkish Manas University	7	1	64	3.52
<input type="checkbox"/> ▶ EA Buketov Karaganda State University	7	1	0	0
<input type="checkbox"/> ▶ Satpayev Kazakh National Technical University	7	1	6	1.91
<input type="checkbox"/> ▶ M. Auezov South Kazakhstan State University	7	1	6	1.91



«Biophysics» изилдөө тармагы шилтеме саны боюнча
Орто Азиядагы абалы (жалпы 13 университет бул тармак менен макала жазат)
«Biophysics» Araştırma Alanı Atıf Sayısına Göre
Orta Asya'daki Durumu (Toplam 13 Üniversite Bu Alanda Makale Yayınlamaktadır)

Name	Rank	Web of Science Documents	Times Cited	Category Normalized Citation Impact
<input type="checkbox"/> ▶ Kyrgyz Turkish Manas University	1	1	64	3.52
<input type="checkbox"/> ▶ Tashkent Medical Academy	2	1	15	1.47
<input type="checkbox"/> ▶ Al-Farabi Kazakh National University	3	2	12	0.41
<input type="checkbox"/> ▶ Nazarbayev University	4	2	10	2.11
<input type="checkbox"/> ▶ Kyrgyz State Medical Academy	5	3	6	0.89
<input type="checkbox"/> ▶ Satpayev Kazakh National Technical University	5	1	6	1.91
<input type="checkbox"/> ▶ M. Auezov South Kazakhstan State University	5	1	6	1.91
<input type="checkbox"/> ▶ L.N. Gumilyov Eurasian National University	8	2	5	0.42
<input type="checkbox"/> ▶ Osh State University	9	1	1	0.05
<input type="checkbox"/> ▶ Semey State Medical University	9	2	1	0.03
<input type="checkbox"/> ▶ National University of Uzbekistan	11	1	0	0
<input type="checkbox"/> ▶ Karaganda State Medical University	11	2	0	0
<input type="checkbox"/> ▶ EA Buketov Karaganda State University	11	1	0	0





Indicators: Times Cited. **Organization Type:**Academic. **Location:**KYRGYZSTAN,KAZAKHSTAN,UZBEKISTAN,TAJIKISTAN,TURKMENISTAN. **Schema:**Web of Science. **Research Area:**BIOPHYSICS. **Time Period:**2011-2016

InCites dataset updated Nov 18, 2017. Includes Web of Science content indexed through Sep 30, 2017. Export Date: Nov 21, 2017.



«Biophysics» изилдөө тармагы макала саны боюнча

Кыргызстан жана Түркиядагы абалы (жалпы 130 университет бул тармак менен макала жазат)

«Biophysics» Araştırma Alanı Yayın Sayısına Göre

Kırgızistan ve Türkiye'deki Durumu (Toplam 130 Üniversite Bu Alanda Makale Yayınlamaktadır)

Name	Rank	Web of Science Documents	Times Cited	Category Normalized Citation Impact
▶ Kyrgyz Turkish Manas University	98	1	64	3.52
1 pinned items				
▶ Hacettepe University	1	130	720	0.54
▶ Ankara University	2	125	370	0.55
▶ Ege University	3	91	677	0.78
▶ Gazi University	4	75	337	1.17
▶ Erciyes University	5	74	38	0.28
▶ Akdeniz University	6	71	103	0.48
▶ Koc University	7	55	368	0.68
▶ Bogazici University	8	48	287	0.54
▶ Middle East Technical University	9	47	273	0.89
▶ Istanbul University	10	45	90	0.25
▶ Sabanci University	11	34	175	0.46
▶ Bahcesehir University	12	32	12	1.19
▶ Dokuz Eylul University	13	27	128	0.39
▶ Istanbul Teknik University	13	27	77	0.3
▶ Ondokuz Mayıs University	15	25	67	0.26



«Biophysics» изилдөө тармагы шилтеме саны боюнча

Кыргызстан жана Түркиядагы абалы (жалпы 130 университет бул тармак менен макала жазат)

«Biophysics» Araştırma Alanı Atıf Sayısına Göre

Kırgızistan ve Türkiye'deki Durumu (Toplam 130 Üniversite Bu Alanda Makale Yayınlamaktadır)

Name	Rank	Web of Science Documents	Times Cited	Category Normalized Citation Impact
Kyrgyz Turkish Manas University	30	1	64	3.52
1 pinned items				
Hacettepe University	1	130	720	0.54
Ege University	2	91	677	0.78
Ankara University	3	125	370	0.55
Koc University	4	55	368	0.68
Gazi University	5	75	337	1.17
Bogazici University	6	48	287	0.54
Middle East Technical University	7	47	273	0.89
Adnan Menderes University	8	24	198	0.6
Sabanci University	9	34	175	0.46
Anadolu University	10	10	173	1.26
Ihsan Dogramaci Bilkent University	11	15	163	1.26
Eskisehir Osmangazi University	12	19	153	0.62
Selcuk University	13	16	148	0.71
Dokuz Eylul University	14	27	128	0.39
Izmir Katip Celebi University	15	8	110	1.11



«Biophysics» изилдөө тармагы лалардын макала саны боюнча
Бүткүл Дүйнөдөгү абалы (жалпы 3322 университет бул тармак менен макала жазат)
«Biophysics» Araştırma Alanı Yayın Sayısına Göre
Tüm Dünya'daki Durumu (Toplam 3322 Üniversite Bu Alanda Makale Yayınlamaktadır)

Name	Rank	Web of Science Documents	Times Cited	Category Normalized Citation Impact
Kyrgyz Turkish Manas University	2,864	1	64	3.52
1 pinned items				
Harvard University	1	1,511	15,208	1.26
University of Oxford	2	1,154	15,450	1.8
Institut National de la Sante et de la Recherche Medicale (Inserm)	3	1,124	13,579	1.15
Johns Hopkins University	4	983	7,097	1.07
University of Pennsylvania	5	907	7,579	1.35
University of Tokyo	6	904	7,460	0.71
University of California Berkeley	7	847	9,153	1.37
University of California San Diego	8	824	7,316	1.22
University of Toronto	9	820	6,937	1.12
Stanford University	10	814	7,384	1.37
Pierre & Marie Curie University - Paris VI	11	795	6,119	1.07
Cornell University	12	779	7,227	1.31
University of Michigan	13	764	6,997	1.34
Osaka University	14	750	5,465	0.89
University of Washington Seattle	15	730	5,637	1.11



«Biophysics» изилдөө тармагы шилтеме саны боюнча
Бүткүл Дүйнөдөгү абалы (жалпы 3322 университет бул тармак менен макала жазат)
«Biophysics» Araştırma Alanı Atıf Sayısına Göre
Tüm Dünya'daki Durumu (Toplam 3322 Üniversite Bu Alanda Makale Yayınlamaktadır)

Name	Rank	Web of Science Documents	Times Cited	Category Normalized Citation Impact
Kyrgyz Turkish Manas University	1,691	1	64	3.52
1 pinned items				
University of Oxford	1	1,154	15,450	1.8
Harvard University	2	1,511	15,208	1.26
Institut National de la Sante et de la Recherche Medicale (Inserm)	3	1,124	13,579	1.15
University of Cambridge	4	641	10,672	1.83
Leiden University	5	435	10,564	2.24
University of California Berkeley	6	847	9,153	1.37
University of York - UK	7	127	8,853	5.48
University of Pennsylvania	8	907	7,579	1.35
University of Tokyo	9	904	7,460	0.71
Stanford University	10	814	7,384	1.37
University of California San Diego	11	824	7,316	1.22
Cornell University	12	779	7,227	1.31
Johns Hopkins University	13	983	7,097	1.07
Columbia University	14	703	7,035	1.18
University of Michigan	15	764	6,997	1.34



Direct electron transfer from glucose oxidase immobilized on polyphenanthroline-modified glassy carbon electrode

By: Oztekin, Y (Oztekin, Yasemin)^[1,2]; Ramanaviciene, A (Ramanaviciene, Almira)^[1]; Yazicigil, Z (Yazicigil, Zafer)^[2]; Solak, AO (Solak, Ali Osman)^[3,4];

Ramanavicius, A (Ramanavicius, Arunas)^[1]

[View ResearcherID and ORCID](#)

BIOSENSORS & BIOELECTRONICS

Volume: 26 Issue: 5 Pages: 2541-2546

DOI: 10.1016/j.bios.2010.11.001

Published: JAN 15 2011

[View Journal Impact](#)

Abstract

This study reports direct electron transfer (DET) from immobilized glucose oxidase (GOx) via grafted and electropolymerized 1,10-phenanthroline monohydrate (PMH). The layer of poly-1,10-phenanthroline (PPMH) was gained via electrochemical deposition, which was used to create the PPMH-modified GC-electrode (PPMH/GC-electrode). Further, the GOx was immobilized on the PPMH/GC-electrode. The effect of surface-modification by the PPMH on the electron-transfer between enzyme and electrode-surface and some other electrochemical/analytical-parameters of newly designed enzymatic-electrode were evaluated. The PPMH/GC-electrode showed superior DET to/from flavine adenine dinucleotide cofactor of GOx, while some redox-compounds including ferrocene and K₃[Fe(CN)₆] were completely electrochemically inactive on the PPMH/GC-electrode. It was also found that the resulting GOx/PPMH/GC-electrode functioned as a "direct response type" glucose-biosensor. The biosensor showed excellent selectivity towards glucose and demonstrated good operational-stability. According to our best knowledge, this study is the first scientific report on electrochemical-polymerization of PMH on the GC-electrode in non-aqueous media followed by its application in the design of glucose-biosensor. (C) 2010 Elsevier B.V. All rights reserved.

Keywords

Author Keywords: Surface-modification; Phenanthroline; Glucose oxidase; Biosensor; Electron transfer; Electrocatalysis

Citation Network

66 Times Cited

58 Cited References

[View Related Records](#)

 [Create Citation Alert](#)

(data from Web of Science Core Collection)

All Times Cited Counts

69 in All Databases

66 in Web of Science Core Collection

14 in BIOSIS Citation Index

0 in Chinese Science Citation Database

0 in Data Citation Index

0 in Russian Science Citation Index

3 in SciELO Citation Index

Usage Count

Last 180 Days: 13

Since 2013: 77

[Learn more](#)



Төмөндө белгилеп кеткендей Кыргыз – Түрк «Манас» университетинин 2011-2016 жылдары жарык көргөн илимий макалаларындагы «**Plant & Animal Science**» негизги изилдөө тармагы макала саны боюнча биринчи, шилтеме саны боюнча үчүнчү орунда турат.

Aşağıda Belirtildiği Gibi, Kırgızistan-Türkiye Manas Üniversitesi'nin 2011-2016 Yılları Yayınlanmış Bilimsel Yayınlarının «**Plant & Animal Science**» Genel araştırma Alanı Yayın Sayısına Göre Birinci, Atıf Sayısına Göre Üçüncü Sıradadır.



«Plant & Animal Science» негизги изилдөө тармагы макала жана шилтеме саны боюнча Кыргызстандагы абалы (жалпы 5 университет бул тармак менен макала жазат)
«Plant & Animal Science» Araştırma Alanı Yayın ve Atıf Sayısına Göre
Kırgızistan'daki Durumu (Toplam 5 Üniversite Bu Alanda Makale Yayınlamaktadır)

	Name	Rank	Web of Science Documents	Times Cited	Category Normalized Citation Impact
<input type="checkbox"/>	▶ Kyrgyz Turkish Manas University	1	37	31	0.14
<input type="checkbox"/>	▶ Kyrgyz National Agrarian University	2	11	20	0.63
<input type="checkbox"/>	▶ American University of Central Asia	3	2	5	1.52
<input type="checkbox"/>	▶ Issyk-Kul State University	4	1	5	0.69
<input type="checkbox"/>	▶ Kyrgyz State Medical Academy	4	1	4	1.26



Kyrgyz Turkish Manas University

37

Kyrgyz National Agrarian University

11

American University of Central Asia

2

Issyk-Kul State University

1

Kyrgyz State Medical Academy

1

0 5 10 15 20 25 30 35

Indicators: Web of Science Documents. Organization Type:Academic.Location:KYRGYZSTAN.Schema:Essential Science Indicators.Research Area:Plant & Animal Science.Time Period:2011-2016

InCites dataset updated Nov 18, 2017. Includes Web of Science content indexed through Sep 30, 2017. Export Date: Nov 21, 2017.



KTMÜ-KÜTÜPHANE VE DOKÜMANTASYON DAİRESİ BAŞKANLIĞI

"Gelecek Elimizde..."

Kyrgyz Turkish Manas University

31

Kyrgyz National Agrarian University

20

American University of Central Asia

5

Issyk-Kul State University

5

Kyrgyz State Medical Academy

4

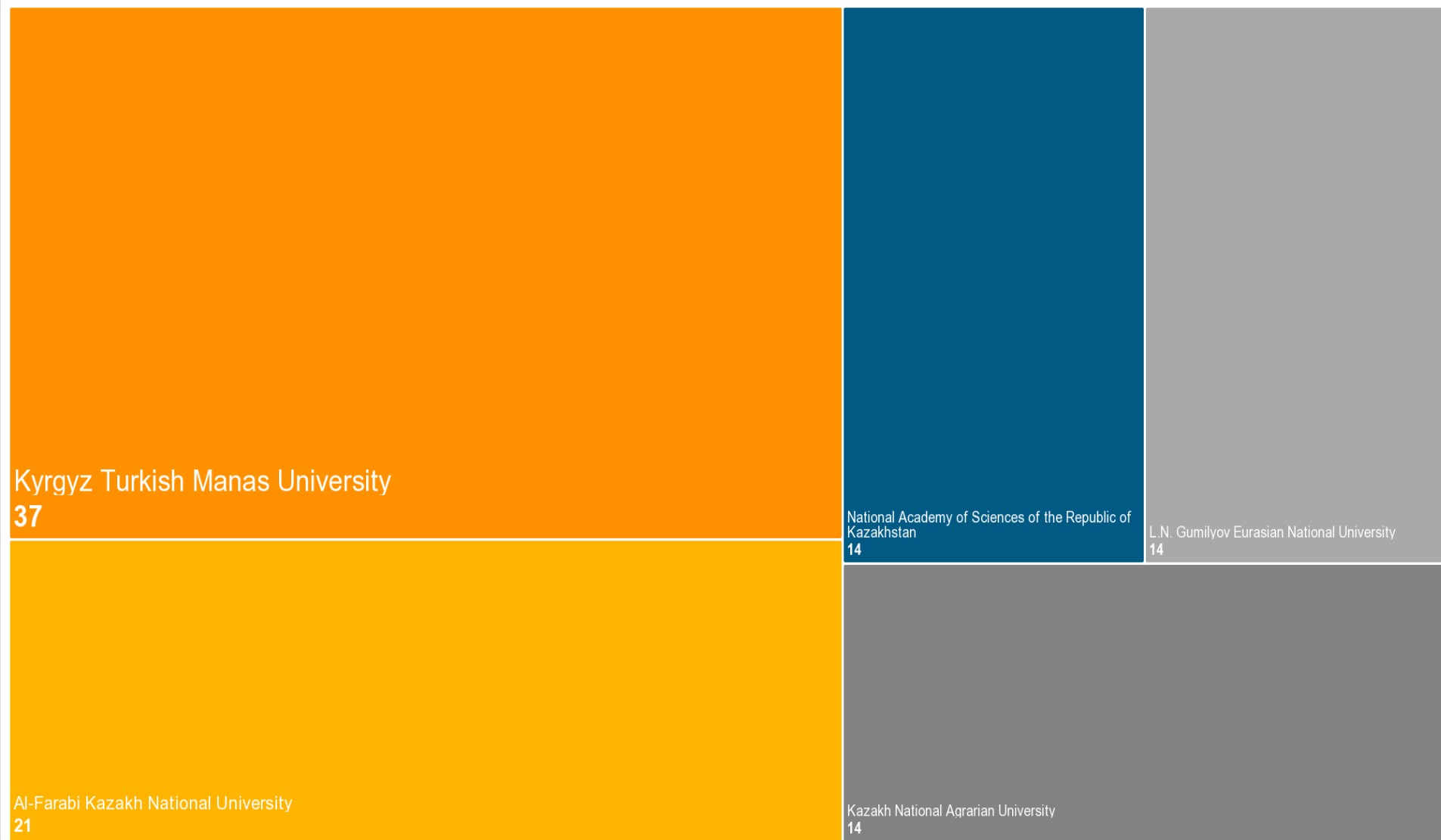
0 5 10 15 20 25 30

Indicators: Times Cited. **Organization Type:**Academic. **Location:**KYRGYZSTAN. **Schema:**Essential Science Indicators. **Research Area:**Plant & Animal Science. **Time Period:**2011-2016*InCites dataset updated Nov 18, 2017. Includes Web of Science content indexed through Sep 30, 2017. Export Date: Nov 21, 2017.*

«Plant & Animal Science» изилдөө тармагы макала саны боюнча
Орто Азиядагы абалы (жалпы 23 университет бул тармак менен макала жазат)
«Plant & Animal Science» Araştırma Alanı Yayın Sayısına Göre
Orta Asya'daki Durumu (Toplam 23 Üniversite Bu Alanda Makale Yayınlamaktadır)

Name	Rank	Web of Science Documents	Times Cited	Category Normalized Citation Impact
Kyrgyz Turkish Manas University	1	37	31	0.14
Al-Farabi Kazakh National University	2	21	65	0.42
Kazakh National Agrarian University	3	14	10	0.26
L.N. Gumilyov Eurasian National University	3	14	25	0.32
National Academy of Sciences of the Republic of Kazakhstan	3	14	28	0.28
Kyrgyz National Agrarian University	6	11	20	0.63
Toraighyrov Pavlodar State University	7	8	2	0.18
Baitursynov Kostanay State University	8	7	9	0.52
National University of Uzbekistan	9	5	51	2.09
Nazarbayev University	10	3	173	3.45
American University of Central Asia	11	2	5	1.52
Asfendiyarov Kazakh National Medical University	12	1	1	0.73
Samarkand State University	12	1	2	0.22
Issyk-Kul State University	12	1	5	0.69
Kyrgyz State Medical Academy	12	1	4	1.26
Seifullin Kazakh Agrotechnical University	12	1	3	2.19
Suleyman Demirel University - Kazakhstan	12	1	16	3.04





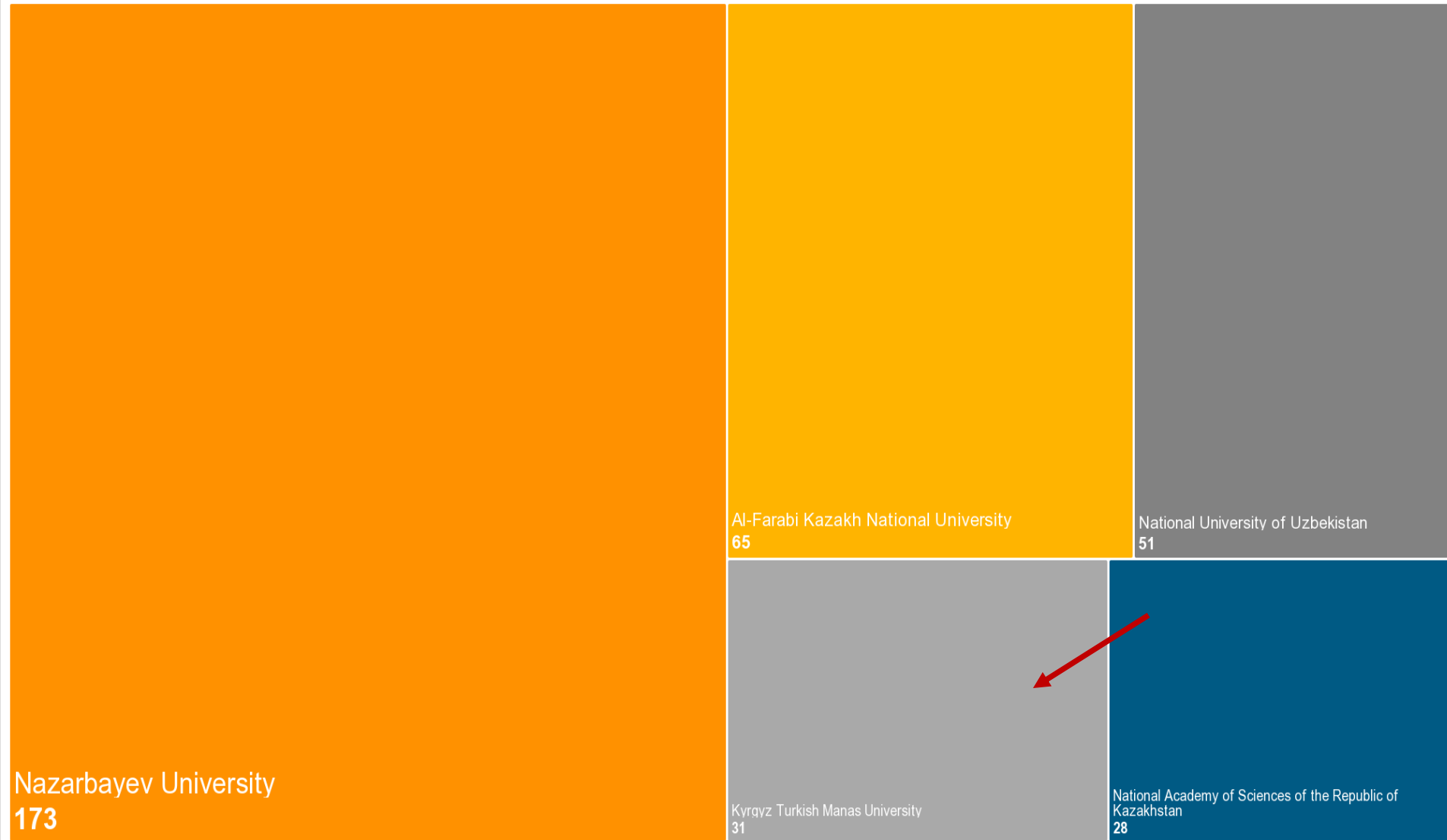
Indicators: Web of Science Documents. **Organization Type:**Academic. **Location:**KYRGYZSTAN,TURKMENISTAN,TAJIKISTAN,KAZAKHSTAN,UZBEKISTAN. **Schema:**Essential Science Indicators. **Research Area:**Plant & Animal Science. **Time Period:**2011-2016
InCites dataset updated Nov 18, 2017. Includes Web of Science content indexed through Sep 30, 2017. Export Date: Nov 21, 2017.



«Plant & Animal Science» изилдөө тармагы **шилтеме саны** боюнча
Орто Азиядагы абалы (жалпы 23 университет бул тармак менен макала жазат)
«Plant & Animal Science» Araştırma Alanı **Atıf Sayısına Göre**
Orta Asya'daki Durumu (Toplam 23 Üniversite Bu Alanda Makale Yayınlamaktadır)

Name	Rank	Web of Science Documents	▼ Times Cited	Category Normalized Citation Impact
▶ Nazarbayev University	1	3	173	3.45
▶ Al-Farabi Kazakh National University	2	21	65	0.42
▶ National University of Uzbekistan	3	5	51	2.09
▶ Kyrgyz Turkish Manas University	4	37	31	0.14
▶ National Academy of Sciences of the Republic of Kazakhstan	5	14	28	0.28
▶ L.N. Gumilyov Eurasian National University	6	14	25	0.32
▶ Kyrgyz National Agrarian University	7	11	20	0.63
▶ Suleyman Demirel University - Kazakhstan	8	1	16	3.04
▶ Kazakh National Agrarian University	9	14	10	0.26
▶ Baitursynov Kostanay State University	10	7	9	0.52
▶ American University of Central Asia	11	2	5	1.52
▶ Issyk-Kul State University	11	1	5	0.69
▶ Kyrgyz State Medical Academy	13	1	4	1.26
▶ Seifullin Kazakh Agrotechnical University	14	1	3	2.19
▶ M. Auezov South Kazakhstan State University	14	1	3	0.94
▶ Samarkand State University	16	1	2	0.22
▶ Toraighyrov Pavlodar State University	16	8	2	0.18





Indicators: Times Cited. **Organization Type:**Academic. **Location:**KYRGYZSTAN, TURKMENISTAN, TAJIKISTAN, KAZAKHSTAN, UZBEKISTAN. **Schema:**Essential Science Indicators. **Research Area:**Plant & Animal Science. **Time Period:**2011-2016
InCites dataset updated Nov 18, 2017. Includes Web of Science content indexed through Sep 30, 2017. Export Date: Nov 21, 2017.



«Plant & Animal Science» изилдөө тармагы макала саны боюнча

Кыргызстан жана Түркиядагы абалы (жалпы 154 университет бул тармак менен макала жазат)

«Plant & Animal Science» Araştırma Alanı Yayın Sayısına Göre

Kırgızistan ve Türkiye'deki Durumu (Toplam 154 Üniversite Bu Alanda Makale Yayınlamaktadır)

Name	Rank	Web of Science Documents	Times Cited	Category Normalized Citation Impact
Kyrgyz Turkish Manas University	65	37	31	0.14
1 pinned items				
Ankara University	1	789	2,083	0.4
Ege University	2	699	2,538	0.55
Istanbul University	3	696	1,970	0.46
Ataturk University	4	579	1,472	0.42
Selcuk University	5	486	1,226	0.49
Uludag University	6	470	1,122	0.38
Ondokuz Mayıs University	7	435	890	0.35
Adnan Menderes University	8	417	1,429	0.58
Cukurova University	9	388	1,196	0.51
Firat University	10	362	978	0.42
Erciyes University	11	340	756	0.38
Mustafa Kemal University	11	340	896	0.61
Suleyman Demirel University	11	340	888	0.5
Canakkale Onsekiz Mart University	14	287	1,051	0.51
Kafkas University	15	278	493	0.28
Akdeniz University	16	260	831	0.6



«Plant & Animal Science» изилдөө тармагы шилтеме саны боюнча

Кыргызстан жана Түркиядагы абалы (жалпы 154 университет бул тармак менен макала жазат)

«Plant & Animal Science» Araştırma Alanı Atıf Sayısına Göre

Kırgızistan ve Türkiye'deki Durumu (Toplam 154 Üniversite Bu Alanda Makale Yayınlamaktadır)

Name	Rank	Web of Science Documents	Times Cited	Category Normalized Citation Impact
Kyrgyz Turkish Manas University	98	37	31	0.14
1 pinned items				
Ege University	1	699	2,538	0.55
Ankara University	2	789	2,083	0.4
Istanbul University	3	696	1,970	0.46
Ataturk University	4	579	1,472	0.42
Adnan Menderes University	5	417	1,429	0.58
Selcuk University	6	486	1,226	0.49
Cukurova University	7	388	1,196	0.51
Uludag University	8	470	1,122	0.38
Canakkale Onsekiz Mart University	9	287	1,051	0.51
Firat University	10	362	978	0.42
Middle East Technical University	11	138	977	0.99
Hacettepe University	12	247	960	0.58
Mustafa Kemal University	13	340	896	0.61
Ondokuz Mayıs University	14	435	890	0.35
Suleyman Demirel University	15	340	888	0.5
Akdeniz University	16	260	831	0.6



«Plant & Animal Science» изилдөө тармагы макала саны боюнча
Бүткүл Дүйнөдөгү абалы (жалпы 3968 университет бул тармак менен макала жазат)
«Plant & Animal Science» Araştırma Alanı Yayın Sayısına Göre
Tüm Dünya'daki Durumu (Toplam 3968 Üniversite Bu Alanda Makale Yayınlamaktadır)

Name	Rank	Web of Science Documents	Times Cited	Category	Normalized Citation Impact
Kyrgyz Turkish Manas University	1,829	37	31		0.14
1 pinned items					
Universidade de Sao Paulo	1	6,020	27,906		0.86
University of California Davis	2	5,680	46,462		1.5
University of Florida	3	5,229	36,205		1.39
Consejo Nacional de Investigaciones Cientificas y Tecnicas (CONICET)	4	4,966	27,743		0.93
Universidade Estadual Paulista	5	4,084	13,682		0.64
Cornell University	6	3,871	39,497		1.64
Ghent University	7	3,683	38,331		1.57
Wageningen University & Research	8	3,446	42,665		1.89
Swedish University of Agricultural Sciences	9	3,352	31,520		1.57
University of Georgia	10	3,213	21,669		1.23
North Carolina State University	11	3,166	23,549		1.4
Universidad Nacional Autonoma de Mexico	12	3,014	15,275		0.82
University of Copenhagen	13	2,974	30,439		1.74
Michigan State University	14	2,965	29,526		1.69
University of Guelph	15	2,780	19,727		1.3



«Plant & Animal Science» изилдөө тармагы шилтеме саны боюнча
Бүткүл Дүйнөдөгү абалы (жалпы 3968 университет бул тармак менен макала жазат)
«Plant & Animal Science» Araştırma Alanı Atıf Sayısına Göre
Tüm Dünya'daki Durumu (Toplam 3968 Üniversite Bu Alanda Makale Yayınlamaktadır)

Name	Rank	Web of Science Documents	Times Cited	Category Normalized Citation Impact
Kyrgyz Turkish Manas University	2,846	37	31	0.14
1 pinned items				
University of California Davis	1	5,680	46,462	1.5
Wageningen University & Research	2	3,446	42,665	1.89
Cornell University	3	3,871	39,497	1.64
Ghent University	4	3,683	38,331	1.57
University of Florida	5	5,229	36,205	1.39
Swedish University of Agricultural Sciences	6	3,352	31,520	1.57
University of Copenhagen	7	2,974	30,439	1.74
Michigan State University	8	2,965	29,526	1.69
University of British Columbia	9	2,434	29,119	1.9
Universidade de Sao Paulo	10	6,020	27,906	0.86
Consejo Nacional de Investigaciones Cientificas y Tecnicas (CONICET)	11	4,966	27,743	0.93
University of Minnesota Twin Cities	12	2,724	26,586	1.85
University of California Berkeley	13	2,064	25,001	2.06
University of Queensland	14	2,446	24,780	1.56
University of Western Australia	15	2,063	24,566	1.99



Төмөндө белгилеп кеткендей Кыргыз – Түрк «Манас» университетинин 2011-2016 жылдары жарык көргөн илимий макалаларындагы «**Chemistry**» негизги изилдөө тармагы макала саны боюнча экинчи, шилтеме саны боюнча биринчи орунда турат.

Aşağıda Belirtildiği Gibi, Kırgızistan-Türkiye Manas Üniversitesinin 2011-2016 Yılları Yayınlanmış Bilimsel Yayınlarının «**Chemistry**» Genel araştırma Alanı Yayın Sayısına Göre İkinci, Atıf Sayısına Göre Birinci Sırada.



«Chemistry» негизги изилдөө тармагы макала жана шилтеме боюнча Кыргызстандагы абалы (жалпы 3 университет бул тармак менен макала жазат)
«Chemistry» Araştırma Alanı Yayın ve Atıf Sayısına Göre
Kırgızistan'daki Durumu (Toplam 3 Üniversite Bu Alanda Makale Yayınlamaktadır)

Name	Rank	Web of Science Documents	Times Cited	Category Normalized Citation Impact
<input type="checkbox"/> ▶ Kyrgyz Turkish Manas University	1	29	464	1.21
<input type="checkbox"/> ▶ American University of Central Asia	2	4	10	0.85
<input type="checkbox"/> ▶ Jasup Balasagyn Kyrgyz National University	3	2	1	0.03



Kyrgyz Turkish Manas University


29

American University of Central Asia

4

Jasup Balasagyn Kyrgyz National University

2



Indicators: Web of Science Documents. **Organization Type:**Academic.**Location:**KYRGYZSTAN.**Schema:**Essential Science Indicators.**Research Area:**Chemistry.**Time Period:**2011-2016
InCites dataset updated Nov 18, 2017. Includes Web of Science content indexed through Sep 30, 2017. Export Date: Nov 21, 2017.



Kyrgyz Turkish Manas University

464

American University of Central Asia

10

Jasup Balasagyn Kyrgyz National University



Indicators: Times Cited. **Organization Type:** Academic. **Location:** KYRGYZSTAN. **Schema:** Essential Science Indicators. **Research Area:** Chemistry. **Time Period:** 2011-2016

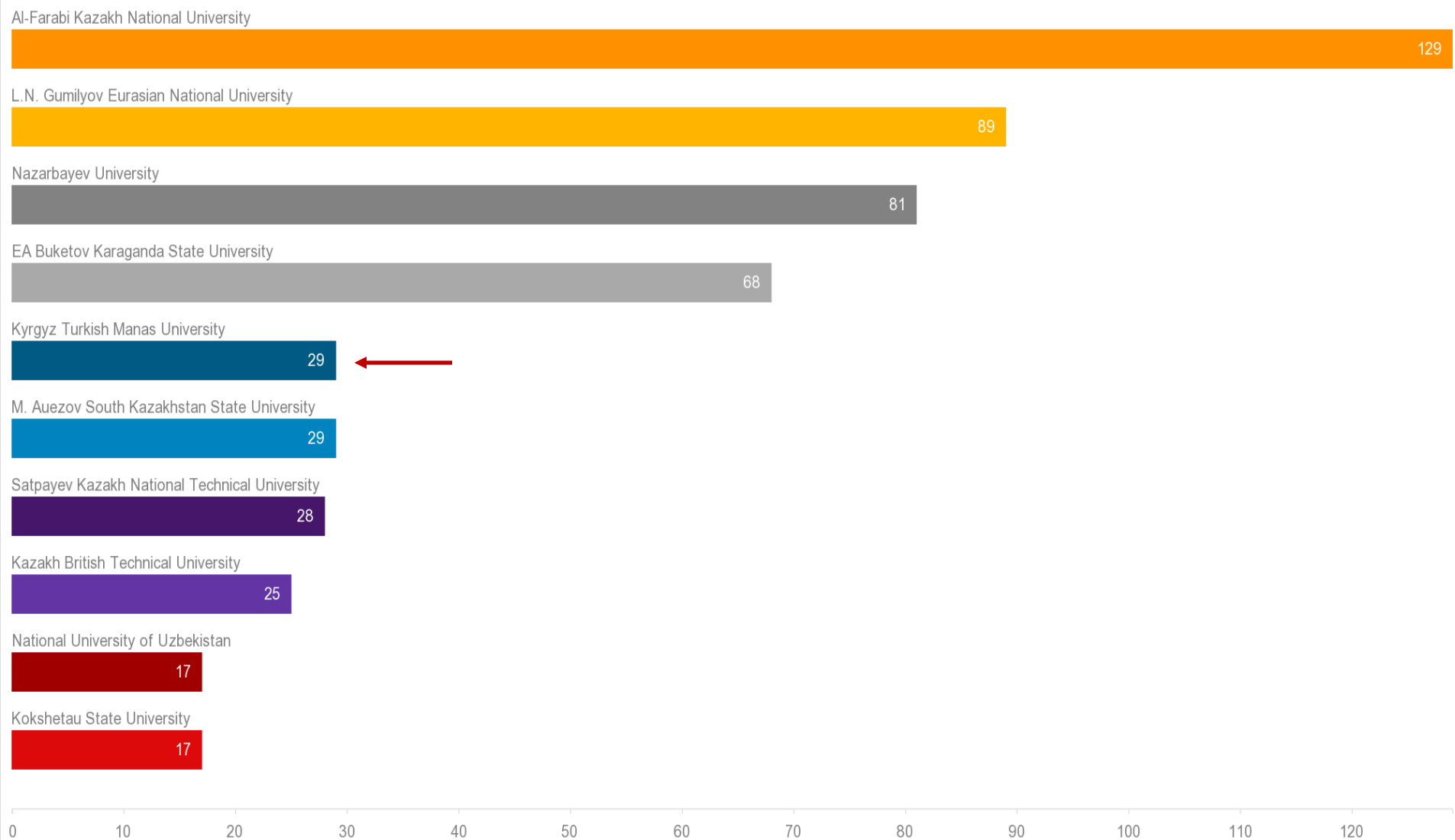
InCites dataset updated Nov 18, 2017. Includes Web of Science content indexed through Sep 30, 2017. Export Date: Nov 21, 2017.



«Chemistry» изилдөө тармагы макала саны боюнча
Орто Азиядагы абалы (жалпы 38 университет бул тармак менен макала жазат)
«Chemistry» Araştırma Alanı Yayın Sayısına Göre
Orta Asya'daki Durumu (Toplam 38 Üniversite Bu Alanda Makale Yayınlamaktadır)

Name	Rank	Web of Science Documents	Times Cited	Category Normalized Citation Impact
▶ AI-Farabi Kazakh National University	1	129	287	0.22
▶ L.N. Gumilyov Eurasian National University	2	89	298	0.29
▶ Nazarbayev University	3	81	581	0.81
▶ EA Buketov Karaganda State University	4	68	52	0.14
▶ Kyrgyz Turkish Manas University	5	29	464	1.21
▶ M. Auezov South Kazakhstan State University	5	29	40	0.13
▶ Satpayev Kazakh National Technical University	7	28	145	0.51
▶ Kazakh British Technical University	8	25	81	0.33
▶ National University of Uzbekistan	9	17	39	0.2
▶ Kokshetau State University	9	17	17	0.18
▶ Karaganda State Technical University	11	14	11	0.23
▶ Samarkand State University	12	13	29	0.15
▶ National Academy of Sciences of the Republic of Kazakhstan	13	10	7	0.08
▶ Atyrau University of Oil & Gas	14	8	10	0.14
▶ Karaganda Bolashak University	15	6	7	0.18
▶ Toraighyrov Pavlodar State University	15	6	10	0.19
▶ D. Serikbayev East Kazakhstan State Technical University	17	5	0	0





Indicators: Web of Science Documents. **Organization Type:**Academic. **Location:**KYRGYZSTAN,KAZAKHSTAN,UZBEKISTAN,TAJIKISTAN,TURKMENISTAN. **Schema:**Essential Science Indicators. **Research Area:**Chemistry. **Time Period:**2011-2016

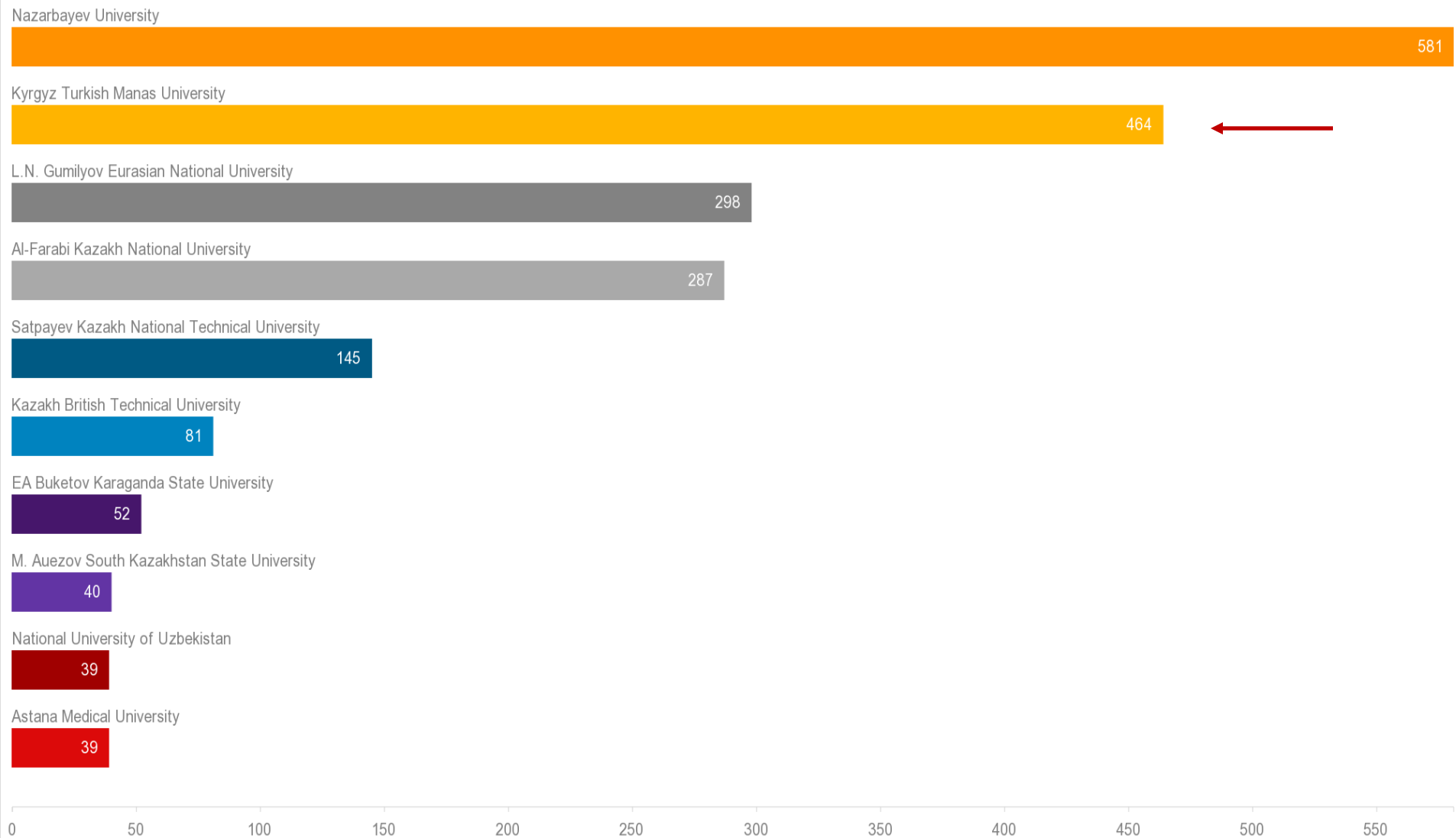
InCites dataset updated Nov 18, 2017. Includes Web of Science content indexed through Sep 30, 2017. Export Date: Nov 21, 2017.



«Chemistry» изилдөө тармагы шилтеме саны боюнча
Орто Азиядагы абалы (жалпы 38 университет бул тармак менен макала жазат)
«Chemistry» Araştırma Alanı Atıf Sayısına Göre
Orta Asya'daki Durumu (Toplam 38 Üniversite Bu Alanda Makale Yayınlamaktadır)

Name	Rank	Web of Science Documents	Times Cited	Category Normalized Citation Impact
Nazarbayev University	1	81	581	0.81
Kyrgyz Turkish Manas University	2	29	464	1.21
L.N. Gumilyov Eurasian National University	3	89	298	0.29
Al-Farabi Kazakh National University	4	129	287	0.22
Satpayev Kazakh National Technical University	5	28	145	0.51
Kazakh British Technical University	6	25	81	0.33
EA Buketov Karaganda State University	7	68	52	0.14
M. Auezov South Kazakhstan State University	8	29	40	0.13
National University of Uzbekistan	9	17	39	0.2
Astana Medical University	9	3	39	0.26
Samarkand State University	11	13	29	0.15
Kokshetau State University	12	17	17	0.18
Karaganda State Technical University	13	14	11	0.23
American University of Central Asia	14	4	10	0.85
Atyrau University of Oil & Gas	14	8	10	0.14
Toraighyrov Pavlodar State University	14	6	10	0.19
Abai Kazakh National Pedagogical University	17	3	9	0.93





Indicators: Times Cited. **Organization Type:**Academic. **Location:**KYRGYZSTAN,KAZAKHSTAN,UZBEKISTAN,TAJIKISTAN,TURKMENISTAN. **Schema:**Essential Science Indicators. **Research**

Area:Chemistry. **Time Period:**2011-2016

InCites dataset updated Nov 18, 2017. Includes Web of Science content indexed through Sep 30, 2017. Export Date: Nov 21, 2017.



«Chemistry» изилдөө тармагы макала саны боюнча

Кыргызстан жана Түркиядагы абалы (жалпы 176 университет бул тармак менен макала жазат)

«Chemistry» Araştırma Alanı Yayın Sayısına Göre

Kırgızistan ve Türkiye'deki Durumu (Toplam 176 Üniversite Bu Alanda Makale Yayınlamaktadır)

Name	Rank	Web of Science Documents	Times Cited	Category Normalized Citation Impact
Kyrgyz Turkish Manas University	105	29	464	1.21
1 pinned items				
Istanbul Teknik University	1	926	10,734	0.96
Middle East Technical University	2	812	7,140	1.71
Ege University	3	698	5,429	0.68
Hacettepe University	4	654	5,503	0.74
Gazi University	5	621	4,195	0.62
Istanbul University	6	545	3,165	0.48
Ondokuz Mayıs University	7	540	3,050	0.51
Yıldız Technical University	8	522	2,675	0.5
Ankara University	9	519	3,042	0.58
Selcuk University	10	492	3,892	0.71
Ataturk University	11	479	4,265	0.83
Gebze Teknik University	12	459	4,256	0.85
Erciyes University	13	450	3,190	0.74
Anadolu University	14	399	2,878	0.64
Canakkale Onsekiz Mart University	15	376	2,853	0.71



«Chemistry» изилдөө тармагы шилтеме саны боюнча

Кыргызстан жана Түркиядагы абалы (жалпы 176 университет бул тармак менен макала жазат)

«Chemistry» Araştırma Alanı Atıf Sayısına Göre

Kırgızistan ve Türkiye'deki Durumu (Toplam 176 Üniversite Bu Alanda Makale Yayınlamaktadır)

Name	Rank	Web of Science Documents	Times Cited	Category Normalized Citation Impact
Kyrgyz Turkish Manas University	73	29	464	1.21
1 pinned items				
Istanbul Teknik University	1	926	10,734	0.96
Middle East Technical University	2	812	7,140	1.71
Ihsan Dogramaci Bilkent University	3	352	6,207	1.62
Hacettepe University	4	654	5,503	0.74
Ege University	5	698	5,429	0.68
Ataturk University	6	479	4,265	0.83
Gebze Teknik University	7	459	4,256	0.85
Gazi University	8	621	4,195	0.62
Selcuk University	9	492	3,892	0.71
Erciyes University	10	450	3,190	0.74
Istanbul University	11	545	3,165	0.48
Ondokuz Mayıs University	12	540	3,050	0.51
Ankara University	13	519	3,042	0.58
Anadolu University	14	399	2,878	0.64
Canakkale Onsekiz Mart University	15	376	2,853	0.71



«Chemistry» изилдөө тармагы макала саны боюнча
Бүткүл Дүйнөдөгү абалы (жалпы 4223 университет бул тармак менен макала жазат)
«Chemistry» Araştırma Alanı Yayın Sayısına Göre
Tüm Dünya'daki Durumu (Toplam 4223 Üniversite Bu Alanda Makale Yayınlamaktadır)

Name	Rank	Web of Science Documents	Times Cited	Category Normalized Citation Impact
Kyrgyz Turkish Manas University	2,806	29	464	1.21
1 pinned items				
Council of Scientific & Industrial Research (CSIR) - India	1	12,613	136,786	1
Indian Institute of Technology (IIT)	2	10,599	108,898	1.02
Zhejiang University	3	8,019	120,220	1.27
Jilin University	4	7,597	87,855	1.09
Islamic Azad University	5	7,117	47,811	0.67
Tsinghua University	6	6,729	111,549	1.51
University of Science & Technology (UST)	7	6,639	75,905	1.08
Sichuan University	8	6,349	63,302	0.94
Kyoto University	9	6,271	89,226	1.33
Nanjing University	10	6,097	95,215	1.44
University of California Berkeley	11	5,998	132,180	1.99
East China University of Science & Technology	12	5,853	80,524	1.24
Peking University	13	5,682	94,945	1.54
University of Science & Technology of China	14	5,440	98,916	1.7
University of Tokyo	15	5,434	82,139	1.28



«Chemistry» изилдөө тармагы шилтеме саны боюнча
Бүткүл Дүйнөдөгү абалы (жалпы 4223 университет бул тармак менен макала жазат)
«Chemistry» Araştırma Alanı Atıf Sayısına Göre
Tüm Dünya'daki Durumu (Toplam 4223 Üniversite Bu Alanda Makale Yayınlamaktadır)

Name	Rank	Web of Science Documents	Times Cited	Category Normalized Citation Impact
Kyrgyz Turkish Manas University	2,155	29	464	1.21
1 pinned items				
Nanyang Technological University	1	5,031	139,773	2.29
Nanyang Technological University & National Institute of Education (NIE) Singapore	1	5,031	139,773	2.29
Council of Scientific & Industrial Research (CSIR) - India	3	12,613	136,786	1
University of California Berkeley	4	5,998	132,180	1.99
Zhejiang University	5	8,019	120,220	1.27
Tsinghua University	6	6,729	111,549	1.51
Indian Institute of Technology (IIT)	7	10,599	108,898	1.02
Massachusetts Institute of Technology (MIT)	8	4,670	107,342	2.04
National University of Singapore	9	4,337	102,317	2
University of Science & Technology of China	10	5,440	98,916	1.7
Nanjing University	11	6,097	95,215	1.44
Peking University	12	5,682	94,945	1.54
Northwestern University	13	3,653	93,750	2.23
Ecole Polytechnique Federale de Lausanne	14	3,134	91,166	2.66
Stanford University	15	3,417	89,830	2.54



Төмөндө белгилеп кеткендей Кыргыз – Түрк «Манас» университетинин 2011-2016 жылдары жарык көргөн илимий макалаларындагы «Agriculture Sciences» негизги изилдөө тармагы макала саны боюнча үчүнчү, шилтеме саны боюнча экинчи орунда турат.

Aşağıda Belirtildiği Gibi, Kırgızistan-Türkiye Manas Üniversitesinin 2011-2016 Yılları Yayınlanmış Bilimsel Yayınlarının «Agriculture Sciences» Genel araştırma Alanı Yayın Sayısına Göre Üçüncü, Atıf Sayısına Göre İkinci Sıradadır.



«Agriculture Sciences» негизги изилдөө тармагы макала жана шилтеме саны боюнча Кыргызстандагы абалы (жалпы 3 университет бул тармак менен макала жазат)
«Agriculture Sciences» Araştırma Alanı Yayın ve Atıf Sayısına Göre
Kırgızistan'daki Durumu (Toplam 3 Üniversite Bu Alanda Makale Yayınlamaktadır)

Name	Rank	Web of Science Documents	Times Cited	Category Normalized Citation Impact
<input type="checkbox"/> ▶ Kyrgyz Turkish Manas University	1	12	38	0.44
<input type="checkbox"/> ▶ Kyrgyz National Agrarian University	2	2	3	0.28
<input type="checkbox"/> ▶ Jalalabad State University	3	1	0	0



Kyrgyz Turkish Manas University

12

Kyrgyz National Agrarian University

2

Jalalabad State University

1

0 1 2 3 4 5 6 7 8 9 10 11 12

Indicators: Web of Science Documents. **Organization Type:**Academic.**Location:**KYRGYZSTAN.**Schema:**Essential Science Indicators.**Research Area:**Agricultural Sciences.**Time Period:**2011-2016

InCites dataset updated Nov 18, 2017. Includes Web of Science content indexed through Sep 30, 2017. Export Date: Nov 21, 2017.



Kyrgyz Turkish Manas University

38

Kyrgyz National Agrarian University

3

Jalalabad State University

0 5 10 15 20 25 30 35

Indicators: Times Cited. **Organization Type:**Academic. **Location:**KYRGYZSTAN. **Schema:**Essential Science Indicators. **Research Area:**Agricultural Sciences. **Time Period:**2011-2016

InCites dataset updated Nov 18, 2017. Includes Web of Science content indexed through Sep 30, 2017. Export Date: Nov 21, 2017.



«Agriculture Sciences» изилдөө тармагы **макала саны** боюнча
Орто Азиядагы абалы (жалпы 17 университет бул тармак менен макала жазат)
«Agriculture Sciences» Araştırma Alanı **Yayın Sayısına Göre**
Orta Asya'daki Durumu (Toplam 17 Üniversite Bu Alanda Makale Yayınlamaktadır)

Name	Rank	Web of Science Documents	Times Cited	Category Normalized Citation Impact
Kazakh National Agrarian University	1	16	52	0.58
Al-Farabi Kazakh National University	2	13	75	0.86
Kyrgyz Turkish Manas University	3	12	38	0.44
National University of Uzbekistan	4	4	55	1.5
Nazarbayev University	4	4	15	0.47
Urgench State University	4	4	42	1.16
West Kazakhstan Agrarian Technology University	4	4	15	0.48
Kyrgyz National Agrarian University	8	2	3	0.28
Baitursynov Kostanay State University	8	2	30	2.77
Taraz State Pedagogical University	8	2	0	0
L.N. Gumilyov Eurasian National University	8	2	42	1.96
Kyzylorda State University	12	1	0	0
Jalalabad State University	12	1	0	0
Karaganda State Medical University	12	1	0	0
Astana Medical University	12	1	0	0
Satpayev Kazakh National Technical University	12	1	0	0
M. Auezov South Kazakhstan State University	12	1	5	0.92



Kazakh National Agrarian University

16

Al-Farabi Kazakh National University

13

Kyrgyz Turkish Manas University

12



National University of Uzbekistan

4

Nazarbayev University

4

Urgench State University

4

West Kazakhstan Agrarian Technology University

4

Kyrgyz National Agrarian University

2

Baitursynov Kostanay State University

2

Taraz State Pedagogical University

2

0 2 4 6 8 10 12 14 16

Indicators: Web of Science Documents. **Organization Type:**Academic. **Location:**KYRGYZSTAN,KAZAKHSTAN,UZBEKISTAN,TAJIKISTAN,TURKMENISTAN. **Schema:**Essential Science Indicators. **Research Area:**Agricultural Sciences. **Time Period:**2011-2016

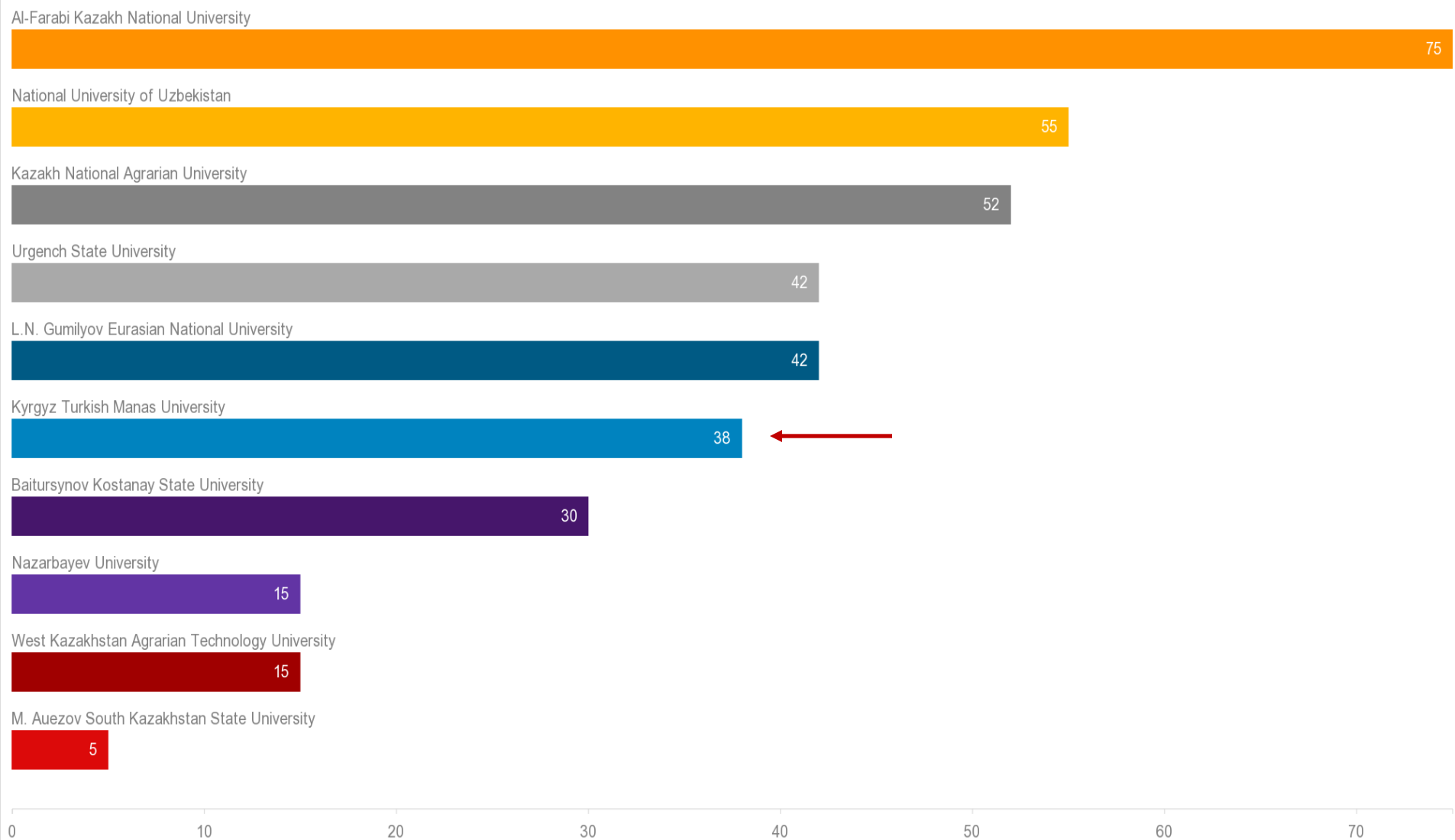
InCites dataset updated Nov 18, 2017. Includes Web of Science content indexed through Sep 30, 2017. Export Date: Nov 21, 2017.



«Agriculture Sciences» изилдөө тармагы шилтеме саны боюнча
Орто Азиядагы абалы (жалпы 17 университет бул тармак менен макала жазат)
«Agriculture Sciences» Araştırma Alanı Atıf Sayısına Göre
Orta Asya'daki Durumu (Toplam 17 Üniversite Bu Alanda Makale Yayınlamaktadır)

Name	Rank	Web of Science Documents	Times Cited	Category Normalized Citation Impact
▶ Al-Farabi Kazakh National University	1	13	75	0.86
▶ National University of Uzbekistan	2	4	55	1.5
▶ Kazakh National Agrarian University	3	16	52	0.58
▶ Urgench State University	4	4	42	1.16
▶ L.N. Gumilyov Eurasian National University	4	2	42	1.96
▶ Kyrgyz Turkish Manas University	6	12	38	0.44
▶ Baitursynov Kostanay State University	7	2	30	2.77
▶ Nazarbayev University	8	4	15	0.47
▶ West Kazakhstan Agrarian Technology University	8	4	15	0.48
▶ M. Auezov South Kazakhstan State University	10	1	5	0.92
▶ Kyrgyz National Agrarian University	11	2	3	0.28
▶ Kyzylorda State University	12	1	0	0
▶ Jalalabad State University	12	1	0	0
▶ Karaganda State Medical University	12	1	0	0
▶ Taraz State Pedagogical University	12	2	0	0
▶ Astana Medical University	12	1	0	0
▶ Satpayev Kazakh National Technical University	12	1	0	0





Indicators: Times Cited. **Organization Type:**Academic. **Location:**KYRGYZSTAN,KAZAKHSTAN,UZBEKISTAN,TAJIKISTAN,TURKMENISTAN. **Schema:**Essential Science Indicators. **Research Area:**Agricultural Sciences. **Time Period:**2011-2016

InCites dataset updated Nov 18, 2017. Includes Web of Science content indexed through Sep 30, 2017. Export Date: Nov 21, 2017.



«Agriculture Sciences» изилдөө тармагы макала саны боюнча

Кыргызстан жана Түркиядагы абалы (жалпы 153 университет бул тармак менен макала жазат)

«Agriculture Sciences» Araştırma Alanı Yayın Sayısına Göre

Kırgızistan ve Türkiye'deki Durumu (Toplam 153 Üniversite Bu Alanda Makale Yayınlamaktadır)

Name	Rank	Web of Science Documents	Times Cited	Category Normalized Citation Impact
Kyrgyz Turkish Manas University	89	12	38	0.44
1 pinned items				
Ankara University	1	434	1,691	0.6
Ege University	2	414	2,033	0.74
Ataturk University	3	399	2,258	0.83
Cukurova University	4	382	1,724	0.71
Selcuk University	5	350	1,441	0.83
Erciyes University	6	330	2,483	1.15
Suleyman Demirel University	7	301	1,065	0.57
Uludag University	8	268	1,271	0.69
Akdeniz University	9	248	920	0.54
Ondokuz Mayıs University	10	241	704	0.57
Hacettepe University	11	231	1,764	1.31
Gaziosmanpasa University	12	215	1,099	0.78
Istanbul University	13	185	1,360	1.12
Yıldız Technical University	14	184	911	0.88
Canakkale Onsekiz Mart University	15	181	738	0.73
Adnan Menderes University	16	161	452	0.62



«Agriculture Sciences» изилдөө тармагы шилтеме саны боюнча

Кыргызстан жана Түркиядагы абалы (жалпы 153 университет бул тармак менен макала жазат)

«Agriculture Sciences» Araştırma Alanı Atıf Sayısına Göre

Kırgızistan ve Türkiye'deki Durumu (Toplam 153 Üniversite Bu Alanda Makale Yayınlamaktadır)

Name	Rank	Web of Science Documents	Times Cited	Category Normalized Citation Impact
Kyrgyz Turkish Manas University	95	12	38	0.44
1 pinned items				
Erciyes University	1	330	2,483	1.15
Ataturk University	2	399	2,258	0.83
Ege University	3	414	2,033	0.74
Hacettepe University	4	231	1,764	1.31
Cukurova University	5	382	1,724	0.71
Ankara University	6	434	1,691	0.6
Istanbul Teknik University	7	142	1,659	1.85
Selcuk University	8	350	1,441	0.83
Istanbul University	9	185	1,360	1.12
Uludag University	10	268	1,271	0.69
Gazi University	11	155	1,172	1.1
Gaziosmanpasa University	12	215	1,099	0.78
Suleyman Demirel University	13	301	1,065	0.57
Akdeniz University	14	248	920	0.54
Yildiz Technical University	15	184	911	0.88
Middle East Technical University	16	122	848	1.11



«Agriculture Sciences» изилдөө тармагы макала саны боюнча
Бүткүл Дүйнөдөгү абалы (жалпы 3814 университет бул тармак менен макала жазат)
«Agriculture Sciences» Araştırma Alanı Yayın Sayısına Göre
Tüm Dünya'daki Durumu (Toplam 3814 Üniversite Bu Alanda Makale Yayınlamaktadır)

Name	Rank	Web of Science Documents	Times Cited	Category Normalized Citation Impact
Kyrgyz Turkish Manas University	2,167	12	38	0.44
1 pinned items				
Universidade de Sao Paulo	1	3,272	17,814	0.91
Universidade Estadual Paulista	2	3,076	8,093	0.42
Wageningen University & Research	3	2,977	30,756	1.67
China Agricultural University	4	2,727	20,808	1.29
Universidade Federal de Vicosa	5	2,130	7,201	0.5
University of California Davis	6	1,964	17,761	1.37
University of Florida	7	1,809	13,800	1.13
Northwest A&F University - China	8	1,778	12,287	1.22
Consejo Nacional de Investigaciones Cientificas y Tecnicas (CONICET)	9	1,743	12,238	1.12
Universidade Federal de Lavras	10	1,673	6,158	0.52
Nanjing Agricultural University	11	1,649	13,277	1.46
Zhejiang University	12	1,502	12,961	1.42
Council of Scientific & Industrial Research (CSIR) - India	13	1,477	9,214	0.9
Cornell University	14	1,475	14,868	1.43
Universidade Federal de Santa Maria (UFSM)	15	1,473	4,318	0.52



«Agriculture Sciences» изилдөө тармагы шилтеме саны боюнча
Бүткүл Дүйнөдөгү абалы (жалпы 3814 университет бул тармак менен макала жазат)
«Agriculture Sciences» Araştırma Alanı Atıf Sayısına Göre
Tüm Dünya'daki Durumu (Toplam 3814 Üniversite Bu Alanda Makale Yayınlamaktadır)

Name	Rank	Web of Science Documents	Times Cited	Category Normalized Citation Impact
Kyrgyz Turkish Manas University	2,516	12	38	0.44
1 pinned items				
Wageningen University & Research	1	2,977	30,756	1.67
China Agricultural University	2	2,727	20,808	1.29
Universidade de Sao Paulo	3	3,272	17,814	0.91
University of California Davis	4	1,964	17,761	1.37
Cornell University	5	1,475	14,868	1.43
University of Florida	6	1,809	13,800	1.13
Ghent University	7	1,460	13,687	1.42
Nanjing Agricultural University	8	1,649	13,277	1.46
Aarhus University	9	1,333	13,263	1.55
Zhejiang University	10	1,502	12,961	1.42
University of Copenhagen	11	1,371	12,564	1.38
Northwest A&F University - China	12	1,778	12,287	1.22
Consejo Nacional de Investigaciones Cientificas y Tecnicas (CONICET)	13	1,743	12,238	1.12
University of Guelph	14	1,320	12,006	1.36
Jiangnan University	15	1,440	11,909	1.51



Төмөндө белгилеп кеткендей Кыргыз – Түрк «Манас» университетинин 2011-2016 жылдары жарык көргөн илимий макалаларындагы «**Social Sciences, general**» негизги изилдөө тармагы шилтеме саны боюнча сегизинчи орунда турат.

Aşağıda Belirtildiği Gibi, Kırgızistan-Türkiye Manas Üniversitesinin 2011-2016 Yılları Yayınlanmış Bilimsel Yayınlarının «**Social Sciences, general**» Genel araştırma Alanı Atıf Sayısına Göre Sekizinci Sıradadır.



«Social Sciences, general» негизги изилдөө тармагы макала саны боюнча Кыргызстандагы абалы (жалпы 4 университет бул тармак менен макала жазат)
«Social Sciences, general» Araştırma Alanı Yayın Sayısına Göre Kırgızistan'daki Durumu (Toplam 4 Üniversite Bu Alanda Makale Yayınlamaktadır)

	Name	Rank	▼ Web of Science Documents	Times Cited	Category Normalized Citation Impact
<input type="checkbox"/>	▶ American University of Central Asia	1	12	7	0.08
<input type="checkbox"/>	▶ Kyrgyz Turkish Manas University	2	10	4	0.31
<input type="checkbox"/>	▶ Kyrgyz State Medical Academy	3	5	9	0.4
<input type="checkbox"/>	▶ Jasup Balasagyn Kyrgyz National University	4	1	0	0



American University of Central Asia

12

Kyrgyz Turkish Manas University

10



Kyrgyz State Medical Academy

5

Jasup Balasagyn Kyrgyz National University

1



Indicators: Web of Science Documents. **Organization Type:**Academic.**Location:**KYRGYZSTAN.**Schema:**Essential Science Indicators.**Research Area:**Social Sciences, general.**Time Period:**2011-2016

InCites dataset updated Nov 18, 2017. Includes Web of Science content indexed through Sep 30, 2017. Export Date: Nov 21, 2017.



«Social Sciences, general» негизги изилдөө тармагы шилтеме саны боюнча Кыргызстандагы абалы (жалпы 4 университет бул тармак менен макала жазат)
«Social Sciences, general» Araştırma Alanı Atıf Sayısına Göre Kırgızistan'daki Durumu (Toplam 4 Üniversite Bu Alanda Makale Yayınlamaktadır)

	Name	Rank	Web of Science Documents	▼ Times Cited	Category Normalized Citation Impact
<input type="checkbox"/>	▶ Kyrgyz State Medical Academy	1	5	9	0.4
<input type="checkbox"/>	▶ American University of Central Asia	2	12	7	0.08
<input type="checkbox"/>	▶ Kyrgyz Turkish Manas University	3	10	4	0.31
<input type="checkbox"/>	▶ Jasup Balasagyn Kyrgyz National University	4	1	0	0



Kyrgyz State Medical Academy

9

American University of Central Asia

7

Kyrgyz Turkish Manas University

4



Jasup Balasagyn Kyrgyz National University



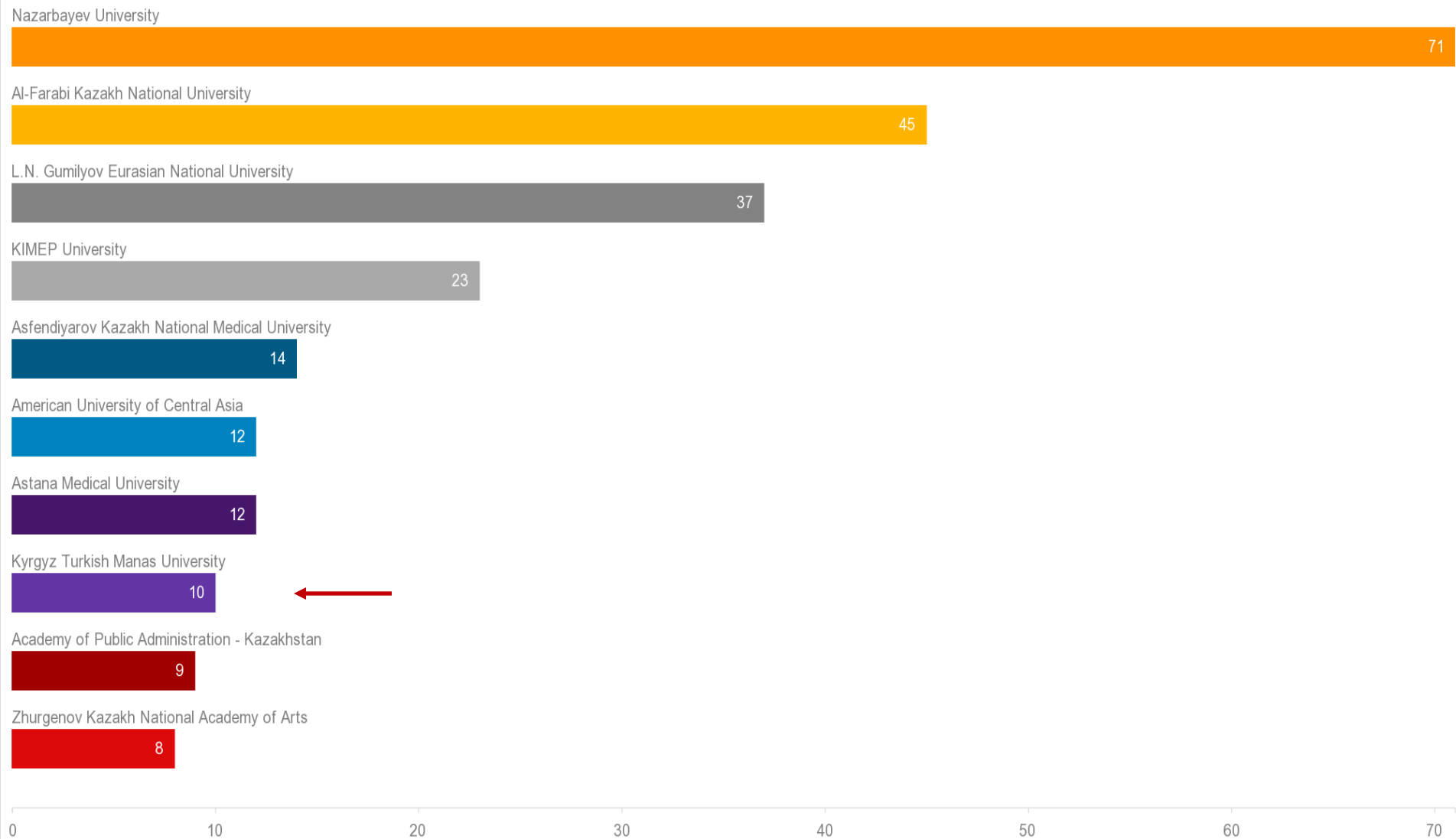
Indicators: Times Cited. **Organization Type:**Academic. **Location:**KYRGYZSTAN. **Schema:**Essential Science Indicators. **Research Area:**Social Sciences, general. **Time Period:**2011-2016
InCites dataset updated Nov 18, 2017. Includes Web of Science content indexed through Sep 30, 2017. Export Date: Nov 21, 2017.



«Social Sciences, general» изилдөө тармагы **макала саны** боюнча
Орто Азиядагы абалы (жалпы 35 университет бул тармак менен макала жазат)
«Social Sciences, general» Araştırma Alanı **Yayın Sayısına Göre**
Orta Asya'daki Durumu (Toplam 35 Üniversite Bu Alanda Makale Yayınlamaktadır)

Name	Rank	Web of Science Documents	Times Cited	Category Normalized Citation Impact
Nazarbayev University	1	71	206	6.42
Al-Farabi Kazakh National University	2	45	1	1.64
L.N. Gumilyov Eurasian National University	3	37	51	0.32
KIMEP University	4	23	58	0.69
Asfendiyarov Kazakh National Medical University	5	14	9	0.11
American University of Central Asia	6	12	7	0.08
Astana Medical University	6	12	8	0.1
Kyrgyz Turkish Manas University	8	10	4	0.31
Academy of Public Administration - Kazakhstan	9	9	0	0
Zhurgenov Kazakh National Academy of Arts	10	8	3	9.34
Semey State Medical University	10	8	2	0.05
Abai Kazakh National Pedagogical University	12	6	0	0
EA Buketov Karaganda State University	12	6	39	1.22
Kyrgyz State Medical Academy	14	5	9	0.4
Kazakhstan Medical University KSPH	14	5	7	0.22
Suleyman Demirel University - Kazakhstan	14	5	1	0.02
Kazakh National Conservatory	17	3	1	0.14





Indicators: Web of Science Documents. **Organization Type:**Academic. **Location:**KYRGYZSTAN,KAZAKHSTAN,TURKMENISTAN,TAJIKISTAN,UZBEKISTAN. **Schema:**Essential Science Indicators. **Research Area:**Social Sciences, general. **Time Period:**2011-2016

InCites dataset updated Nov 18, 2017. Includes Web of Science content indexed through Sep 30, 2017. Export Date: Nov 21, 2017.



«Social Sciences, general» изилдөө тармагы шилтеме саны боюнча
Орто Азиядагы абалы (жалпы 35 университет бул тармак менен макала жазат)
«Social Sciences, general» Araştırma Alanı Atıf Sayısına Göre
Orta Asya'daki Durumu (Toplam 35 Üniversite Bu Alanda Makale Yayınlamaktadır)

Name	Rank	Web of Science Documents	Times Cited	Category Normalized Citation Impact
▶ Kyrgyz Turkish Manas University	14	10	4	0.31
1 pinned items				
▶ Nazarbayev University	1	71	206	6.42
▶ KIMEP University	2	23	58	0.69
▶ L.N. Gumilyov Eurasian National University	3	37	51	0.32
▶ EA Buketov Karaganda State University	4	6	39	1.22
▶ Asfendiyarov Kazakh National Medical University	5	14	9	0.11
▶ Kyrgyz State Medical Academy	5	5	9	0.4
▶ Tashkent Medical Academy	7	2	8	0.7
▶ Baitursynov Kostanay State University	7	2	8	1
▶ Toraighyrov Pavlodar State University	7	1	8	2
▶ Astana Medical University	7	12	8	0.1
▶ American University of Central Asia	11	12	7	0.08
▶ Kazakhstan Medical University KSPH	11	5	7	0.22
▶ Kazakh British Technical University	11	1	7	1.75
▶ Samarkand State University	15	1	3	1.29
▶ Kazakhstan Academy of Preventive Medicine	15	1	3	0.75



«Social Sciences, general» изилдөө тармагы макала саны боюнча

Кыргызстан жана Түркиядагы абалы (жалпы 199 университет бул тармак менен макала жазат)

«Social Sciences, general» Araştırma Alanı Yayın Sayısına Göre

Kırgızistan ve Türkiye'deki Durumu (Toplam 199 Üniversite Bu Alanda Makale Yayınlamaktadır)

Name	Rank	Web of Science Documents	Times Cited	Category Normalized Citation Impact
Kyrgyz Turkish Manas University	135	10	4	0.31
1 pinned items				
Hacettepe University	1	710	1,127	0.32
Middle East Technical University	2	539	1,482	0.54
Gazi University	3	460	755	0.36
Ihsan Dogramaci Bilkent University	4	371	881	0.64
Ankara University	5	320	515	0.31
Dokuz Eylul University	6	268	551	0.44
Marmara University	7	267	549	0.5
Bogazici University	8	266	561	0.5
Istanbul University	9	258	779	0.69
Anadolu University	10	217	501	0.44
Karadeniz Teknik University	11	198	852	0.75
Sakarya University	12	195	332	0.31
Dogu Akdeniz University	13	190	452	0.58
Koc University	14	184	483	0.99
Akdeniz University	15	172	457	0.59



«Social Sciences, general» изилдөө тармагы шилтеме саны боюнча

Кыргызстан жана Түркиядагы абалы (жалпы 199 университет бул тармак менен макала жазат)

«Social Sciences, general» Araştırma Alanı Atıf Sayısına Göre

Kırgızistan ve Türkiye'deki Durumu (Toplam 199 Üniversite Bu Alanda Makale Yayınlamaktadır)

Name	Rank	Web of Science Documents	Times Cited	Category Normalized Citation Impact
▶ Kyrgyz Turkish Manas University	161	10	4	0.31
1 pinned items				
▶ Middle East Technical University	1	539	1,482	0.54
▶ Hacettepe University	2	710	1,127	0.32
▶ Ihsan Dogramaci Bilkent University	3	371	881	0.64
▶ Karadeniz Teknik University	4	198	852	0.75
▶ Istanbul University	5	258	779	0.69
▶ Gazi University	6	460	755	0.36
▶ Selcuk University	7	170	639	0.58
▶ Bogazici University	8	266	561	0.5
▶ Dokuz Eylul University	9	268	551	0.44
▶ Marmara University	10	267	549	0.5
▶ Ankara University	11	320	515	0.31
▶ Anadolu University	12	217	501	0.44
▶ Koc University	13	184	483	0.99
▶ Akdeniz University	14	172	457	0.59
▶ Dogu Akdeniz University	15	190	452	0.58
▶ Sabanci University	16	140	415	0.67



«Social Sciences, general» изилдөө тармагы макала саны боюнча
Бүткүл Дүйнөдөгү абалы (жалпы 4313 университет бул тармак менен макала жазат)
«Social Sciences, general» Araştırma Alanı Yayın Sayısına Göre
Tüm Dünya'daki Durumu (Toplam 4313 Üniversite Bu Alanda Makale Yayınlamaktadır)

Name	Rank	Web of Science Documents	Times Cited	Category Normalized Citation Impact
Kyrgyz Turkish Manas University	2,829	10	4	0.31
1 pinned items				
Harvard University	1	11,574	93,970	2.17
University of Toronto	2	7,728	42,446	1.32
University of Oxford	3	7,590	38,405	1.57
University of Michigan	4	7,043	41,293	1.53
University College London	5	6,678	42,591	1.86
Columbia University	6	6,238	37,052	1.95
Johns Hopkins University	7	5,833	41,359	1.79
University of North Carolina Chapel Hill	8	5,787	37,171	1.73
University of Sydney	9	5,535	27,144	1.39
University of Washington Seattle	10	5,424	38,504	1.94
University of Cambridge	11	5,382	29,418	1.5
University of California Los Angeles	12	5,014	32,955	1.72
University of Queensland	13	4,886	27,316	1.45
University of Minnesota Twin Cities	14	4,846	26,848	1.53
University of Pennsylvania	15	4,843	27,931	1.72
University of British Columbia	16	4,645	25,686	1.37



«Social Sciences, general» изилдөө тармагы шилтеме саны боюнча
Бүткүл Дүйнөдөгү абалы (жалпы 4313 университет бул тармак менен макала жазат)
«Social Sciences, general» Araştırma Alanı Atif Sayısına Göre
Tüm Dünya'daki Durumu (Toplam 4313 Üniversite Bu Alanda Makale Yayınlamaktadır)

Name	Rank	Web of Science Documents	Times Cited	Category Normalized Citation Impact
▶ Kyrgyz Turkish Manas University	3,617	10	4	0.31
1 pinned items				
▶ Harvard University	1	11,574	93,970	2.17
▶ University College London	2	6,678	42,591	1.86
▶ University of Toronto	3	7,728	42,446	1.32
▶ Johns Hopkins University	4	5,833	41,359	1.79
▶ University of Michigan	5	7,043	41,293	1.53
▶ University of Washington Seattle	6	5,424	38,504	1.94
▶ University of Oxford	7	7,590	38,405	1.57
▶ University of North Carolina Chapel Hill	8	5,787	37,171	1.73
▶ Columbia University	9	6,238	37,052	1.95
▶ University of California Los Angeles	10	5,014	32,955	1.72
▶ Stanford University	11	4,005	30,162	2.04
▶ Yale University	12	4,376	29,963	2.07
▶ University of Cambridge	13	5,382	29,418	1.5
▶ London School of Hygiene & Tropical Medicine	14	3,150	27,945	2.22
▶ University of Pennsylvania	15	4,843	27,931	1.72
▶ University of Queensland	16	4,886	27,316	1.45



Teşekkür ederiz!

Maksatbek INAKBEKOV
Kütüphane ve Dokümantasyon
Dairesi Başkanı

